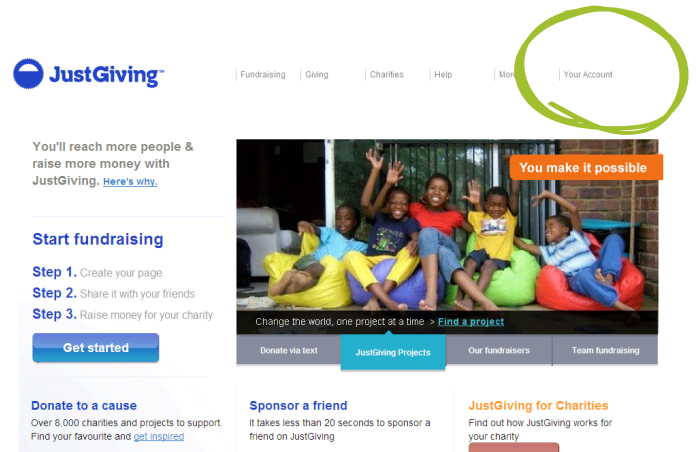


# GUIDE TO SETTING UP TEXT CODES FOR DONATIONS ON YOUR JUSTGIVING PAGE



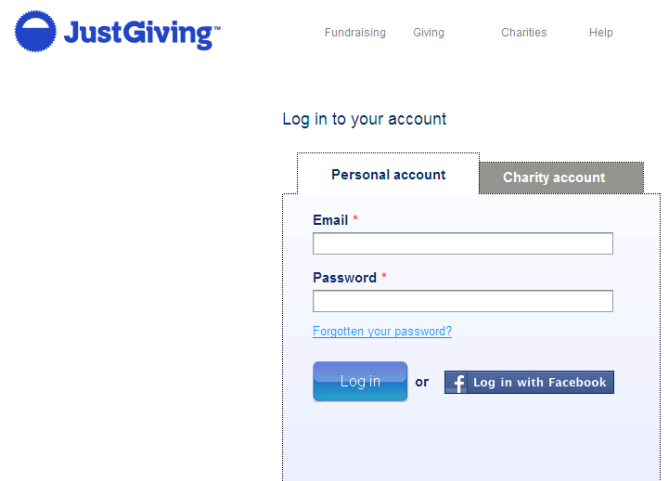
## STEP 1

Log into your account by visiting <http://www.justgiving.com> and clicking on **Your account** on the top right hand side of the page



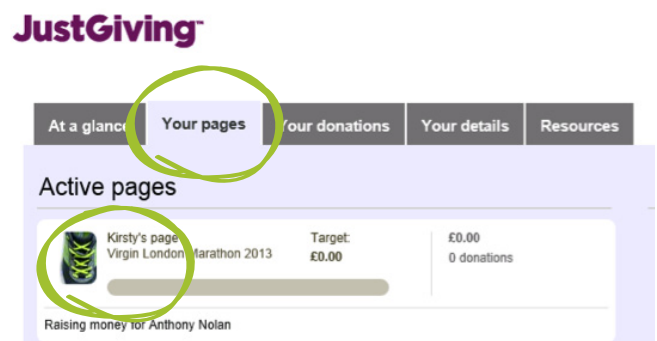
## STEP 2

Use the passwords and email address that you used to set up your account. If you cannot remember these please call the justgiving team on **0845 021 2110**



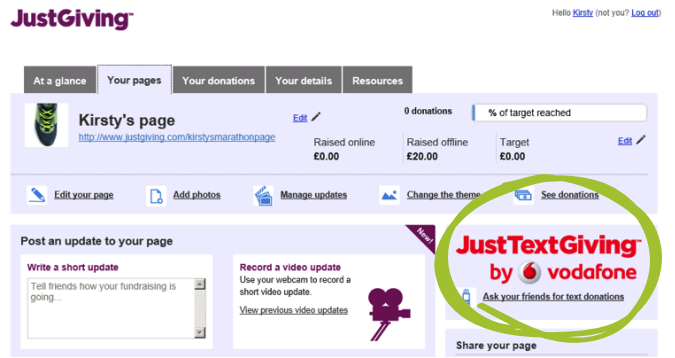
## STEP 3

Once logged in, click on the tab titled **Your pages**. Your active fundraising page will be listed below. Click on the **page name**



## STEP 4

On the button **JustTextGiving by Vodafone**, click on **Ask your friends for text donations**



## STEP 5

Scroll down the page to follow the instructions:

- Set your text donation amount
- Use the generated code and the number to send to friends, colleagues and family
- All money donated by JustTextGiving will be added automatically onto your online fundraising page

Don't forget to add your text code onto Facebook and Twitter to spread the word!

