
THE SCIENCE OF LIFESAVING

ANNUAL REPORT AND ACCOUNTS 2015-2016

**ANTHONY
NOLAN**

saving the lives
of people with
blood cancer

THE SCIENCE OF LIFESAVING

ANNUAL REPORT AND ACCOUNTS 2015-2016

Front cover: Sections of potential donors' DNA samples visualised in agarose gel under UV light after staining with a dye. This is used to show whether the DNA has been successfully amplified (or copied) ready to be sequenced and added to the stem cell register.



**saving the lives
of people with
blood cancer**

BOARD OF TRUSTEES

Chairman
Simon Dyson MBE*

Vice Chair
Ian Krieger*

Trustees
Fran Burke
Lionel Cashin
Peter Harrison
Dr James Kustow
David Noon* (retired 2.2.16)
Dr Archie Prentice (retired 14.7.16)
Dr Colin Rickard*
Dr Ann Robinson*
Professor K Michael Spyer*
Paul Stanley*
Brian Turner CBE

*Audit and Finance Committee member

SCIENTIFIC AND MEDICAL ADVISORY COMMITTEE

Professor Charles Craddock CBE, Chair

SENIOR MANAGEMENT TEAM

Chief Executive
Henny Braund

Commercial Director
Timothy Fox (until 14.8.15)

Finance & Resources Director
Hanah Burgess

Fundraising Director
Catherine Miles (until 6.5.16)

Communications & Marketing Director
Richard Davidson (until 6.5.16)

Engagement Director
Richard Davidson (from 6.5.16)*

IT Director
Andrew Broadbent (until 30.9.15)

Chief Information Officer**
Danny Attias (from 23.5.16)

Operations Director
Nicola Alderson

Bioinformatics Director
Professor Steven GE Marsh

Scientific Director
Professor J Alejandro Madrigal

Laboratory Director
Dr Katy Latham

Medical Director
Dr Chloe Anthias

*In May 2016, Communications & Marketing and Fundraising became the Engagement Division.

**In May 2016, Chief Information Officer replaced the role of IT Director

ADVISORS

Independent Auditor
RSM UK Audit LLP
(formerly Baker Tilly UK Audit LLP)
25 Farringdon Street
London EC4A 4AB

Bankers
Barclays Bank plc
1 Churchill Place
London E14 5HP

Solicitors
Bates, Wells and Braithwaite
10 Queen Street Place
London EC4R 1BE

ANTHONY NOLAN

Registered Office
Royal Free Hospital
Pond Street, Hampstead
London NW3 2QG

Administrative Address
2 Heathgate Place
75-87 Agincourt Road
Hampstead
London NW3 2NU
0303 303 0303

England And Wales
Charity Registration Number
803716

Scotland
Charity Registration Number
SC038827

Company Registration Number
02379280

CONTENTS

THE CHAIRMAN AND CEO STATEMENT	7
CASE STUDY: MAZHAR KUSBECI	12
THE YEAR IN NUMBERS	14
CASE STUDY: CRISTINA GUIJARRO	16
TRUSTEES' REPORT	
WHY WE'RE HERE	19
HOW WE OPERATE	21
CASE STUDY: STEVE GODDARD AND TOM WILTSHIRE	27
STRATEGIC REPORT	28
AIM ONE	29
AIM TWO	33
CASE STUDY: ANNA DOMOGALA	37
AIM THREE	39
CASE STUDY: HAYLEY REID	44
WHERE WE'RE GOING AND HOW WE WILL GET THERE	47
CASE STUDY: LOLA ESLAND	50
OUR VOLUNTEERS	50
THE FINANCIAL REVIEW	52
AUDITORS' REPORT	54
CONSOLIDATED STATEMENT OF FINANCIAL ACTIVITIES	56
PARENT CHARITY ONLY STATEMENT OF FINANCIAL ACTIVITIES	57
CONSOLIDATED & CHARITY BALANCE SHEETS	58
CONSOLIDATED & CHARITY STATEMENTS OF CASH FLOW	59
NOTES TO THE FINANCIAL STATEMENTS (1-25)	60
THANK YOU	83



Above: Gloria, one of our lab scientists, sets up a polymerase chain reaction (PCR) in order to create millions of copies of potential donors' DNA - needed for tissue type analysis.

THE CHAIRMAN AND CEO STATEMENT

THE SCIENCE OF LIFESAVING

1,268 PATIENTS WERE GIVEN A CHANCE OF LIFE BY ANTHONY NOLAN IN THE YEAR, AND UNDERSTANDING THE SCIENCE BEHIND LIFESAVING IS FUNDAMENTAL TO SAVING AND IMPROVING EVEN MORE LIVES.

This past year has been dedicated not just to saving lives, but also to groundbreaking research that will have an even more positive impact on our patients' lives for the future.

Guided by our ambitious strategy and working in partnership with people and institutions from around the world, we are proud to be giving more chances of life than ever before to people with blood cancer and blood disorders.

We remain true to our vision of saving and improving the lives of everyone who needs a stem cell transplant. With income growing, a stronger register than ever before and a brand new research strategy launched in summer 2016, we face the future confident in our ability to bring real and transformative change.

We extend a huge thank you to the many different people across the country that make our work possible - donors, cord mums, campaigners, fundraisers, volunteers and staff. As well as those working in partnership with us - including healthcare professionals, transplant centres and registries around the world.

WHAT WE'VE ACHIEVED

We are incredibly proud of the year's remarkable achievements:

- We have recruited 68,658 new people to join the stem cell register, bringing the total number of potential lifesavers to 594,231. Encouragingly, 22% of these sign ups were from ethnic minority backgrounds, as we aim to increase the chance of finding even more people the best possible match.
- We have achieved the highest number of Anthony Nolan cords used since the bank was opened in 2008, with 26 cords provided for potentially lifesaving transplants this year. And our midwives have worked with expectant mothers in four different hospitals to increase the size of our cord bank by 1,213 units; bringing the total to 4,664.



Above: An agarose gel check being prepared - this uses electric charges to separate out different lengths of DNA for analysis.

- Our SMARTLAB® became the first laboratory in the world to launch Third Generation Sequencing for human leukocyte antigen (HLA) typing. This groundbreaking technology allows us to examine an entire gene in one go in order to provide a more accurate analysis of potential donors' tissue types.
 - We have supported some powerful patient appeals, including Lara Casalotti and her family, whose inspiring campaign saw a surge in new donors (particularly those from mixed race backgrounds) joining the register. The Match4Lara campaign featured in national and international media, and was even addressed in Parliament. In February we were delighted to announce that we had found Lara a match.
 - Our three specialist Anthony Nolan nurses have supported 244 new patients, to help manage complex late effects and long term transplant consequences. The success of the posts has led to a promise to recruit two additional nurses in the coming year.
 - Our net voluntary income has grown to £5.3m thanks to the generosity of our supporters - an amazing amount despite a challenging time for charities.
- All of this has contributed to being able to give the chance of life to 1,268 patients through the provision of stem cells.**

FRAMEWORK FOR THE FUTURE

In October 2015, Anthony Nolan launched our new strategy Saving Lives: Achieving More (2015-18), in which we laid out our plans for working collaboratively to:

1. Improve outcomes and quality of life for our patients.
2. Lead and influence the global transplant community in improving outcomes.
3. Deliver excellence, efficiency and transparency in our work.

As always, our patients are at the very heart of our work. Although nearly half of people will survive beyond their fifth year post-transplant, our mission is to save the lives of everyone who needs a transplant. By continuing to invest in world-class science and research, we aim to significantly improve survival rates and reduce post-transplant complications.

In 2016 Anthony Nolan was the first stem cell registry in the world to invest in Pacific Biosciences' technology that enables Single-Molecule Real-Time (SMRT) DNA sequencing of full-length HLA genes. This means we can examine an entire gene faster and more accurately than ever before. Although in the early stages of use, we believe that this pioneering technology will result in better patient/donor matches, and ultimately more lives saved.

In the summer of 2016 we launched our groundbreaking new research strategy, designed to develop the ongoing work of the Anthony Nolan Research Institute. We operate in a dynamic scientific field where rapid changes present opportunities to develop potentially life-changing treatments. With clear research aims mapped out, we will continue working towards our goal of curing every person in need of a stem cell transplant.

Increased scrutiny surrounding fundraising practices and data protection in the charity sector has brought challenges over the year. But as a member of the Fundraising Standards Board (FRSB) we have, and will always, maintain the highest standards and will continue to follow the FRSB's Fundraising Promise and the Institute of Fundraising's Codes of Fundraising Practice. We have always been scrupulous in how we manage our fundraising, and never sell or pass on our supporters' data. We are immensely proud of our strong relationship with our supporters, and work hard to protect it.

We were saddened to hear of the death of our former Chief Executive, Brigadier Anthony Morland MBE, who passed away peacefully at home in France on 8 June 2016. Tony, as he was known to most staff, joined Anthony Nolan in 1990. He led the charity for almost 15 years, during which time he oversaw a number of projects which established Anthony Nolan in the scientific and research world. He will be sorely missed by all who knew him.



Above: Whole blood is layered onto lymphoprep solution and placed into centrifuge. After a 30 minute spin the blood will segregate into layers of red blood cells, lymphoprep solution, white blood cells and plasma.

The year 2015-2016 has been an inspirational and progressive one. Now that the foundations of our new strategy are firmly in place, Anthony Nolan is in a strong position to do even more over the coming years. With the help of our committed volunteers, partners and dedicated members of staff, and with cutting-edge science driving us forward, we will continue to lead and influence the research field and, even more importantly, save and improve the lives of patients.



Simon Dyson

Simon Dyson, MBE
Chairman



Henny Braund

Henny Braund
Chief Executive



CASE STUDY
MAZHAR KUSBECI
DONOR

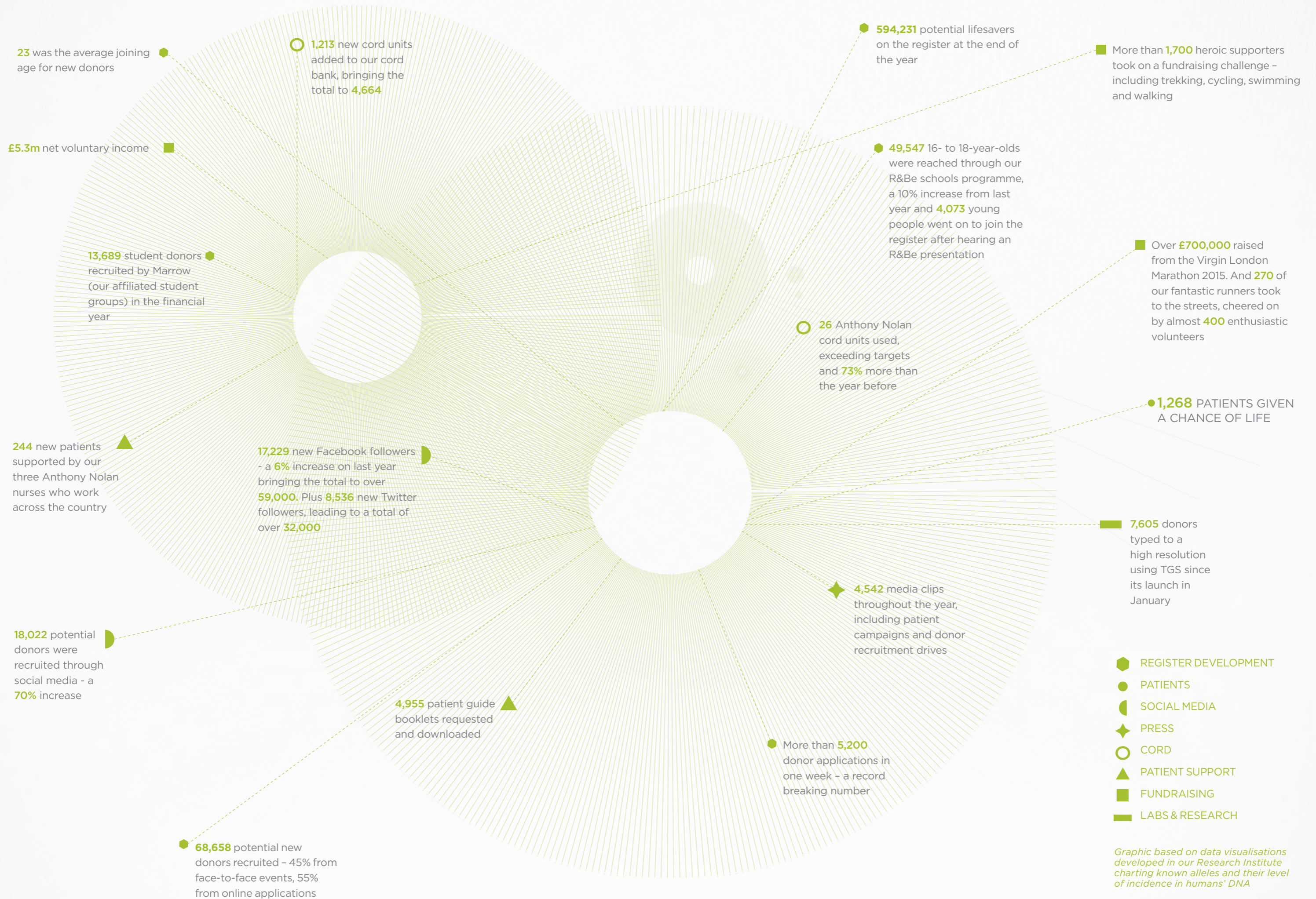
MAZHAR KUSBECI SIGNED UP TO THE REGISTER AFTER HE SAW A FLYER IN HIS LOCAL FISH AND CHIP SHOP APPEALING FOR MORE DONORS.

I was at my local chippy when I saw a flyer asking more people from Turkish and Cypriot backgrounds to sign up to the register. As I'm from Cyprus I was intrigued and went on to sign up. I donated exactly one year after that moment.

It was so simple. All the arrangements, including transport and accommodation, were sorted out. And the entire donation process took about five hours. In all honesty, the only painful part of the whole process was watching The Jeremy Kyle Show!

In general, Cypriots are quite anxious when it comes to medical processes; they tend not to go to hospital unless they're really ill. The myths about big needles associated with bone marrow donation don't help either.

But I'd just say I'm so glad I did it. I got a thank you card from my recipient and, without a doubt, it's the best card I've ever received. It feels good to know you've helped, and that you've given someone another chance at life.





CASE STUDY
CRISTINA GUIJARRO
BIOINFORMATICS RESEARCH ASSISTANT

CRISTINA GUIJARRO IS A BIOINFORMATICS RESEARCH ASSISTANT WORKING ON THE THIRD GENERATION SEQUENCING (TGS) PROJECT.

I started working at the Anthony Nolan Research Institute straight after graduating with my MSc in Bioinformatics. Before that I was working as an Exotic Livestock Technician so this is a big change and the first step in a career I'm passionate about.

My role is varied and at the moment I'm primarily focusing on our Third Generation Sequencing project. I optimise the data as it comes off the Pacific Biosciences (PacBio) sequencing machine and make sure it's efficient, clean and accurate before it goes to the clinical scientists. I'm also responsible for providing a series of programmed steps to automatically submit sequences from the PacBio machines to the international IPD-IMGT/HLA Database, and creating an interactive storage database to hold the data that will aid the Research team in their development and optimisation.

There are times when I pick up other jobs that can be very different, so it's handy to be able to write in more than eight different programming languages.

Everyone in the Research team comes from such different backgrounds with such different specialisms, which makes every day a learning experience. It feels like one big overachieving family; there isn't a question that someone wouldn't be able to answer, and that's what makes every day so interesting.

However, the most rewarding part of the job is knowing that I can help save lives by being in front of a computer. Every day I ensure data from first time donors and clinical samples makes it quickly to the database, so that someone in need can find the best possible match. And every time one of my friends or family sign up to the register I remind them I'll be analysing their spit somewhere along the line!



Above: Francisco, one of our clinical scientists, loads DNA samples through the ABI DNA sequencer in order to tissue type patients and donors.

TRUSTEES' REPORT

WHY WE'RE HERE

AT ANTHONY NOLAN, WE EXIST TO HELP SAVE THE LIVES OF PEOPLE WITH BLOOD CANCER OR BLOOD DISORDERS

OUR VISION: TO SAVE AND IMPROVE THE LIVES OF EVERYONE WHO NEEDS A STEM CELL TRANSPLANT

To ensure we realise our vision, we developed a new three year organisational strategy in October 2015. Our strategy emphasises our commitment to keep groundbreaking scientific work and medical research at the heart of everything we do, in order to deliver better outcomes and quality of life for our patients.

The new strategy is made up of three key aims:

1. We will work to improve outcomes and quality of life for patients.
2. We will lead and influence the global transplant community in improving outcomes.
3. We will deliver excellence, efficiency and transparency in our work.

This strategy is necessarily ambitious to ensure we continually adapt to tackle new and old challenges effectively and efficiently. The world of stem cell transplantation is changing, but patients are still dying from relapse or complications. But through our research we are working hard to improve survival rates.

It has been a busy and successful year, and we have built strong foundations for delivering our new strategy. As we move into the future, we have a clear plan for achieving our overall vision, including:

- Recruiting and providing the best stem cells for patients, and providing high quality patient support.
- Making transplants more effective to reduce the risk of relapse, complications and graft versus host disease.
- Initiating and supporting national and international partnerships to collaborate on research and building a strong transplant community.
- Pioneering and developing the latest technology like Third Generation Sequencing, to ensure matches are less ambiguous and the process is more efficient.
- Ensuring our income streams support our aims and enable managed growth in the future.

By investing in science and research, we can make a difference for people affected by blood cancer, both now and for future generations.



Above: Postdoctoral Research Scientist, Steve Cox, performs an ELISA (enzyme-linked immunosorbent assay) in order to detect and quantify substances such as antibodies.

TRUSTEES' REPORT

HOW WE OPERATE

ORGANISATIONAL STRUCTURE

Anthony Nolan is a registered charity and a company limited by guarantee incorporated in England and Wales, not having share capital. Every member undertakes to contribute an amount not exceeding £1 to the assets of the charity in the event of the charity being wound-up during the period of their membership, or within one year thereafter. The members, who are the Trustees, are also the Directors of the charity. The charity's governing document is in the form of a memorandum and articles of association dated 6 March 1989.

The overall strategic direction of the charity is determined by the Trustees, who meet formally at least four times each year. The Trustees are responsible for planning and policy-making for Anthony Nolan and, accordingly, all key decisions are referred to and taken by the Board of Trustees.

There is one formal sub-committee of the Board – an Audit and Finance Committee, chaired by the Vice Chair of the Board, Ian Krieger. This Committee enables the Trustees to consider issues on finance, risk and internal controls in more detail where needed.

The day-to-day management of Anthony Nolan is entrusted to the Chief Executive and the Senior Management Team, who have delegated authority from the Board to administer the affairs of the charity. The Chief Executive and Senior Management Team are invited to the Trustees' meetings, and provide them with updates on the work of Anthony Nolan. The Chief Executive and Senior Management Team meet regularly throughout the year to discuss and consider strategic and operational activities as well as review monthly financial and management information.

The Trustees have taken the Charity Commission's general guidance on public benefit (contained within the guidance publication Charities and Public Benefit) and specific guidance on public benefit (contained within the guidance publication Public Benefit and Fee-Charging) into consideration in preparing their statements on public benefit contained within this Trustees' annual report.



Above: White blood cells are washed and counted, after being separated from whole blood, so they can be used to examine potential donors' DNA sequence, also known as genotyping.

RECRUITMENT, APPOINTMENT, ELECTION, INDUCTION AND TRAINING OF TRUSTEES

RECRUITMENT AND APPOINTMENT

Appointment to the Board of Trustees is by invitation after the needs of the charity and the range of suitable candidates are considered by the Trustees. The number of Trustees is not subject to a maximum, but must be three or greater.

ELECTION

The Trustees retire from the Board by rotation every three years with the option of re-election. The Trustees aim to ensure that the composition of the Board contains individuals with suitable backgrounds and experience to contribute positively to the governance of Anthony Nolan. Since the members of Anthony Nolan are the Trustees and Directors, election and re-election is determined by the current Board in all cases.

INDUCTION AND TRAINING

The work of Anthony Nolan involves continuously advancing scientific and medical processes of stem cell transplants. To keep Trustees aware of the charity's operations on both a national and international level, sessions are arranged to update them on facets of Anthony Nolan's work, either during Trustees' meetings or at away days. Presentations by outside advisers relating to specific governance issues are organised as appropriate. The induction of a new Trustee is tailored to the individual concerned. It does, however, always include the provision of key documents and information relating to Anthony Nolan, a guided tour of the charity's operations, an introduction to key staff, and an outline of the duties and responsibilities of being a trustee and director.

DECLARATION OF INTERESTS

Each financial year, all Trustees complete a Declaration of Interests form and new Trustees complete a Fit & Proper Person Declaration, as recommended by HMRC. The Declaration of Interests registers are included in the year end examination by our auditors.

REMUNERATION FOR KEY MANAGEMENT PERSONNEL

The Board of Directors, who are the charity's Trustees, together with the Senior Management Team comprise the key management personnel of the charity, as defined by FRS102. All Trustees give their time freely and none receives remuneration. Trustees' related party transactions are disclosed in note 24 to the accounts. The pay of the Senior Management Team, and any pay increases, are approved by the Chair of the Board of Trustees.

EMPLOYEES

Anthony Nolan provides an inclusive working environment for employees and one which supports professional and personal development.

Anthony Nolan is committed to equality of opportunity for all employees. Employment practices and policies are in place to ensure that no employee, or potential employee, receives less favourable treatment regardless of age, disability, gender re-assignment, race, religion or belief, sex, sexual orientation, marriage and civil partnership, pregnancy and maternity/paternity.

EMPLOYEE INFORMATION

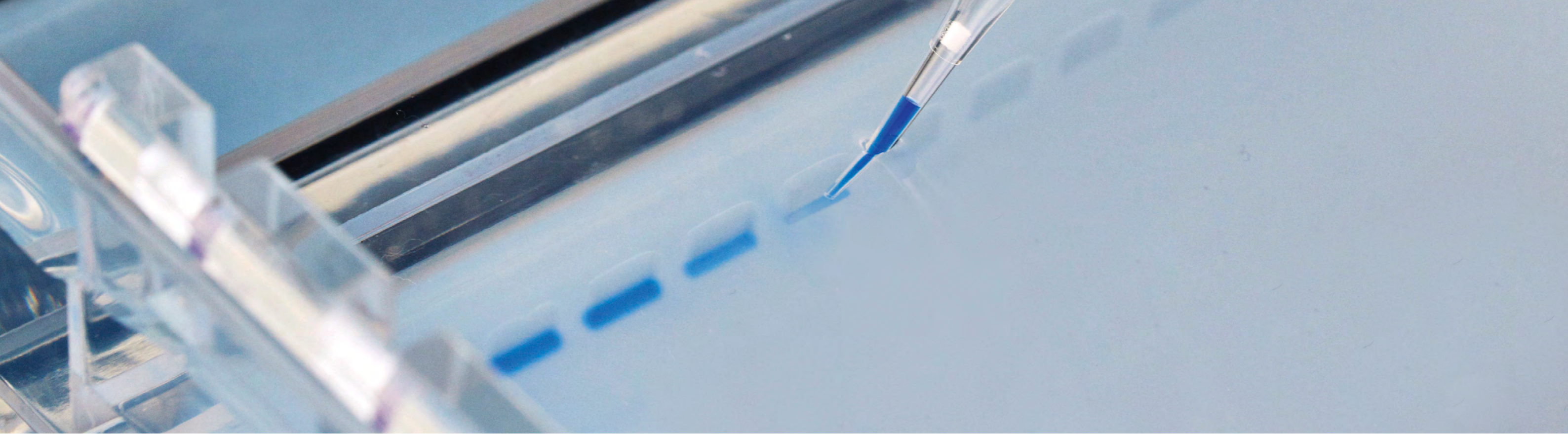
The Senior Management Team regularly provides information to employees through a variety of communications including the publication of a quarterly magazine distributed to staff, all-staff briefings held at least once a year, and weekly emails from the Chief Executive to all staff. Regular consultations are held with staff through Anthony Nolan's Staff Forum which includes a staff representative from every division. Employee views are also sought through web-based surveys, focus groups and team meetings.

ANTHONY NOLAN TRADING

Anthony Nolan Trading Limited (ANTL) is a wholly owned subsidiary of Anthony Nolan. This subsidiary plays a crucial role in fundraising on behalf of the charity and the principal activity of ANTL is to carry on the trading operations of the group with a view to raising funds. This is achieved through advertising, selling merchandise, fundraising events and exploiting intellectual and similar rights held by the parent charity.

PROFESSIONAL INDEMNITY INSURANCE

The charity has taken out an insurance policy that provides professional indemnity insurance cover for the Trustees. The cost of this insurance for the period was £3,068 (2014/15 £2,234).



Above: DNA samples are loaded into an agarose gel – this uses electric charges to separate out different lengths of DNA for analysis.

RISK AND CORPORATE GOVERNANCE MATTERS

Anthony Nolan operates a robust risk management process. Risks are identified and managed at an organisational, directorate and project level. Risk registers are used to detail the risks identified, their potential impact and likelihood of occurrence and the controls, systems and procedures in place and planned to mitigate the risks. The charity's major risks are reviewed annually by the Trustees.

Our ability to continue to save patients' lives, and improve their quality and length of life, depends on having sufficient funding in place. Therefore, continuity of income remains a key risk for the charity, particularly given it is in part dependent on NHS policy. A range of mitigating actions have been, and continue to be, implemented including continuing to work closely with UK transplant centres and international registries, working on ways to diversify our income portfolio, continuous improvement in our approach to financial management, and investment in our brand to help raise our profile.

In the process of carrying out our lifesaving work, the health and safety of donors, patients, staff and volunteers is of paramount importance. We have a range of controls in place to mitigate the risk of any potential harm to individuals including health and safety training; inductions and guidance for our staff and

volunteers; medical check assessments in place before the donation process; verification procedures in place to ensure correct identification of patients and donors prior to transplant; and risk assessments carried out for all events. Our Quality team plays a key role in ensuring that the charity operates in accordance with all medical and scientific regulatory requirements.

The loss or misuse of personal data that the charity holds for all its patients, donors, financial supporters, staff and volunteers is also considered a major risk. To mitigate against this risk we have clear data protection and confidentiality policies, induction and training in place. These are communicated to staff and volunteers and monitored by a standing data protection working group. IT security policies are in place to ensure that our servers are secure and regularly checked, with appropriate disaster recovery measures in place.

TRUSTEES' AND DIRECTORS' RESPONSIBILITIES IN THE PREPARATION OF FINANCIAL STATEMENTS

The Trustees (who are also the Directors of Anthony Nolan for the purposes of company law) are responsible for preparing the Trustees' annual report and the financial statements in accordance with applicable law and United Kingdom Accounting Standards (United Kingdom Generally Accepted Accounting Practice). Company law requires the Trustees to prepare financial statements for each financial year which give a true

and fair view of the state of affairs of the charitable company and the group as at the balance sheet date, and of the incoming resources and application of resources, including the income and expenditure for the charitable group, for that period.

In preparing those financial statements, the Trustees are required to:

- Select suitable accounting policies and then apply them consistently.
- Observe the methods and principles in the Charities' Statement of Recommended Practice (SORP).
- Make judgements and estimates that are reasonable and prudent.
- State whether the applicable UK Accounting Standards have been followed subject to any material departures disclosed and explained in the financial statements.
- Prepare the financial statements on the going concern basis unless it is inappropriate to presume that the charitable company will continue in business.

The Trustees are responsible for keeping proper accounting records, which disclose with reasonable accuracy at any time the financial position of the charitable group, and enable them to ensure that the

financial statements comply with the requirements of The Companies Act 2006, The Charities Act 2011, The Charities and Trustee Investment (Scotland) Act 2005 and The Charities Accounts (Scotland) Regulations 2006 as amended. They are also responsible for safeguarding the assets of the charitable company and the group, and hence for taking reasonable steps for the prevention and detection of fraud and other irregularities. The Trustees are responsible for the maintenance and integrity of the corporate and financial information on the charitable company's website. Legislation in the United Kingdom governing the preparation and dissemination of financial statements may differ from legislation in other jurisdictions.

PUBLIC BENEFIT

The Trustees, in exercising their powers and duties, have complied with their duty in section 4 of the Charities Act 2011 to have due regard to the public benefit guidance published by the Charity Commission. In preparing the report and accounts the Trustees have complied with the requirements set out in that guidance to report on the significant activities and achievements of the charity in 2015/16. They have reported in a way that both sets out the aims and strategies of the charity and demonstrates how the aims and activities of the charity were carried out for the public benefit.

CASE STUDY
STEVE GODDARD AND TOM WILTSHIRE
PATIENT AND DONOR

IN 2012, STEVE (LEFT) HAD A STEM CELL TRANSPLANT TO TREAT HIS MYELOMA. THREE YEARS LATER, TO CELEBRATE WORLD MARROW DONOR DAY, HE MET HIS LIFESAVING DONOR TOM FOR THE FIRST TIME. THIS IS HIS STORY:

In 2010 I came back from a skiing trip feeling really fatigued and achy. I went to the doctor, convinced I must have cracked a rib. I certainly didn't think it was anything serious. But after collapsing a few weeks later I was told I had myeloma, and that I might only have 12 months to live - unless I had a stem cell transplant. Talking to my family about it was the hardest part.

When a 10/10 match was found for me it was the biggest feeling of relief, but the initial transplant didn't work, and I had to have three stem cell top-ups. Each top-up didn't appear to be successful, and I assumed I was going to die before I even had the chance to be a granddad.

Then, miraculously, things started to change, my body started fighting back and by December 2013 I was in remission. I sent my donor an anonymous card with a mountain bike on it - I didn't know it at the time but like me, he was a huge mountain biking fan.

We met for the first time on World Marrow Donor Day in September 2015, a fitting event for such a landmark moment. And even though I joked to him that he better not be a Manchester United fan, it was incredible to put a face to my stem cells and express my gratitude. Tom put himself out for a stranger, and for that I am extremely thankful.

Steve now volunteers for our Register & Be a Lifesaver Programme (R&Be), teaching 16- to 18-year-olds about the importance of donating stem cells, blood and organs.





Above: Brandon, who donated his stem cells after finding out he was a match whilst playing on the Xbox, taking part in our March of the Men campaign.

THE STRATEGIC REPORT

During the year we raised £47m primarily from the provision of stem cells within the UK and internationally and from our fundraising activities. We spent £45.4m on charitable activities, including £34.8m to facilitate the provision of stem cells to patients in the UK and abroad and to recruit and type new donors. An additional £2m was spent on raising awareness and educating people about the work we do. This, in turn, contributed to the recruitment of over 68,000 potential new donors onto our register.

We spent a further £2.3m on our research work to further our aim of improving patients' chances of a successful transplant as well as to improve both their recovery process and their quality and length of life. We continued to invest in our fundraising activities spending £6m in the year to continue to generate a consistent income stream from donations and legacies. Our expenditure is focused on enabling Anthony Nolan to deliver against our strategic aims.

THE STRATEGIC REPORT

AIM ONE

WE WILL WORK TO IMPROVE OUTCOMES AND QUALITY OF LIFE FOR OUR PATIENTS

At Anthony Nolan, we strive to save the lives of people with blood cancer and blood disorders. However, too many patients can't find the best match – or sometimes any match at all – and many transplant recipients have to deal with long-term medical complications. Over the last 12 months, we have worked hard to facilitate more transplants, as well as improve patient outcomes and their quality of life afterwards.

IN NUMBERS:

- 1,268 patients were given the chance of life.
- We recruited 68,658 new potential donors, 55% from online donor recruitment, 45% from face-to-face donor recruitment events. There are now 594,231 people on the register.
- There were over 5,200 register applications in one week at the end of February – our biggest week ever!
- Our average joining age was 23.
- 1,213 new cord units were added.
- 244 new patients were helped by our three Anthony Nolan nurses.

SUMMARY

We have worked hard to recruit the best possible donors and provide the highest quality stem cells for patients; our targeted recruitment strategy is informed by our research and work with transplant centres.

- Our aim is to recruit young donors, especially young men, who are most likely to be chosen to donate. Young men are the first choice for several reasons, including their larger size which means they produce more stem cells, and the fact they are never unavailable to donate due to pregnancy. We have created a number of focused campaigns, including Donating Isn't Scary, which aimed to dispel the myths surrounding stem cell donation and reached over 4 million people on Twitter.
- We launched our month long March of the Men campaign in 2016 that included inspiring case studies of young men donating their stem cells, and saw 1,485 men join



Above: One of our Marrow volunteers at a Tackling Inequalities event at Middlesex University.

the register. Our Lifesaver Mode gaming campaign engaged with a brand new audience of young male gamers on the website Twitch, and reached 1.8 million people.

- The #BeingAfricanCaribbean campaign encouraged more people from black, Asian and other ethnic minority (BAME) backgrounds to join and diversify the register, as patients are more likely to find a match from a donor with a similar ethnic background. We worked with youth channel SBTv to create a film that was seen over 110,000 times.
- The Register & Be a Lifesaver (R&Be) programme reached 49,457 16- to 18-year-olds across the country, a 10% increase on the year before, and has resulted in 4,073 young people joining the register – 950 of them came from 34 schools in Scotland. Our schools programme is also generously supported by The Jack Petchey Foundation in schools across

London and the South East.

- Marrow, our network of student volunteer groups, is now in over 50 universities, and this year they recruited over 13,500 new potential donors to the register. They have shown incredible support for patient appeals, as well as promoting campaigns such as Tackling Inequalities which raised awareness of the need for BAME donors.
- Our cord bank continues to grow, as we ended the year with a searchable inventory of 4,664 cord units. There have also been some major changes in our infrastructure, as we have conducted extensive work to install new facilities which can provide extra storage for 6,000 more units.
- In January, we launched Third Generation Sequencing (TGS) for HLA typing which will give Anthony Nolan the groundbreaking ability to increase the quality of typing of our donors, and to ensure the best possible matches are made for patients.

- In order to ensure we are listening to our donors and retaining them on the register, we have developed a panel of over 100 donors who can actively advise on the services we provide – including how we arrange medicals and involvement in research trials.

Our Labs, Research and Operations departments have worked closely together to support and enable translational research that improves patient outcomes.

- We have written a paper detailing the analysis of Cytomegalovirus (CMV), and the benefits on overall survival of matching the patient and donor CMV status. The work, which is currently out to peer review, will help inform our typing process and how donors are ultimately selected to improve patient outcomes.
- The Patient/Donor Project is a long-standing study that has accrued more than 2,500 pairs to date, in order to understand the impact of genetic factors on the outcome and potential complications of stem cell transplants. With the help of TGS, we aim to develop robust methods for sequencing non-HLA genes in order to demonstrate their role in transplants.
- The Immunotherapy Group has been continuing their work in harnessing the unique potential of the immune system to create effective clinical treatments. Their recent publications on the effect of regulatory T-cells on the differentiation of stem cells will assist with providing effective therapies for graft versus host disease, whilst further work has shown the immunosuppressive abilities of cord blood plasma.

We have improved access to timely and accurate data related to transplants, in order to influence and drive improvements for patients.

- High quality clinical data is an essential requirement for understanding patient outcomes, as well as facilitating retrospective and prospective clinical research. We are working in close collaboration with UK transplant centres and the British Society of Blood and Marrow Transplantation (BSBMT) to identify problems with collecting clinical data nationally, and identify how we can improve the collection of, and access to, this important data resource.
- The final phase of CORAL (the new donor management IT system) went live in February 2016, and will improve internal data integrity and reduce manual data entry.

We have strengthened and supported the UK transplant community, working with our partners on numerous projects to build foundations for the future.

- We produced the second annual State of the Registry report, showcasing the work, achievements and impact of the UK's aligned stem cell donor registries. Collaborating with colleagues at our partner organisations, we focused on the changing transplant landscape and our plans for the future.



Above: Hayley, our Patient Experience Nurse, taking transplant recipient Paul through one of our patient guides.

- The Policy and Public Affairs team launched our Destination: Cure campaign, which saw over 6,000 supporters contact their MP to tell them how they can take action over the next five years to support patients before, during and after a transplant. 50 MPs attended the campaign's launch event in July, and the lifesaving plan was debated in Parliament.
- A highlight over the summer was the hugely successful British Transplant Games 2015. This was the first year that Anthony Nolan supported the games, as we collaborated with other transplant charities taking part. We had a team of nine stem cell transplant recipients who competed, and between them they won nine medals.

We have worked hard to provide high-quality support for our patients, with our three Anthony Nolan nurses providing specialist care for transplant patients.

- We have provided nearly 100 grants to patients to support various needs, including transport costs to and from hospital. We have also launched a number

of information booklets, including guides to dealing with isolation, supporting emotional wellbeing, and keeping track of recovery. These publications have been downloaded or requested 4,955 times.

- Our Patient Experience team have provided help and advice to a number of patients who have launched their own donor appeals, including supporting Rob Ireland and his family's Give our Dad a Bone campaign, which saw a huge response online and was featured on the front page of the Evening Standard in May 2015.
- Our high quality support for patients will be continuing with the introduction of two new support nurses, as well as a dedicated Patient Experience Nurse, who will split her time between the Royal Marsden and our London office. Our nurses provide a constant contact for patients throughout their transplant journey in order to help manage complex late effects and long term consequences.

THE STRATEGIC REPORT

AIM TWO

WE WILL LEAD AND INFLUENCE THE GLOBAL TRANSPLANT COMMUNITY IN IMPROVING OUTCOMES

In order to enhance our insight and deliver the best results for our patients, Anthony Nolan is committed to supporting international partnerships and joint working. We have also worked hard to deliver strong leadership and innovation in our partnerships with stem cell donor registries and organisations around the world.

IN NUMBERS:

- Research publications from the Anthony Nolan Research Institute (ANRI) are currently cited at a rate of 1,500 each year.
- We launched Third Generation Sequencing (TGS) in January and at the end of the financial year we had 7,605 high resolution typed donors in the TGS pipeline.

SUMMARY:

We'll support efforts to build a global technology hub for the transplant community.

- This year we have worked with NHS Blood and Transplant (NHSBT) to develop the European Marrow Donor Information System (EMDIS) Cord Hub, which ensures Anthony Nolan cords are available in the upfront search of registries outside of the UK. At the end of March 2016, connections had been made with the USA and France, with Spain in planning stages. This has helped increase the utilisation of our high quality cords outside of the UK.
- As part of the project to modernise Bone Marrow Donors Worldwide (BMDW), Anthony Nolan played a lead role in reviewing the different options for the redesign of this important global hub.

We'll support international partnerships and joint working; because we believe sharing insight is crucial when trying to save lives.

- The Graft Selection Strategy workshop was held in May 2015 in conjunction with NHSBT and the Welsh Bone Marrow Donor Registry. This involved four education courses for transplant co-ordinators and nurses that




Above: World Marrow Donor Day was marked with an event to thank our donors, including an installation made of patient letters thanking their donors.

highlighted the role Anthony Nolan will play in improving knowledge on donor selection.

- In September, we celebrated the milestone of 25 million potential donors on international registries at the first ever World Marrow Donor Day, alongside other stem cell registries and blood cancer charities from around the globe. It was a particularly special day for Anthony Nolan as we organised for a patient to meet his donor for the first time. Tom and Steve's emotional story was covered by the Telegraph and you can read about it in more detail on page 27.
- We've worked hard to expand our reach in Scotland. A partnership with the Scottish Fire & Rescue Service has recruited over 7,000 people to the register since 2009 - 18 of whom have gone on to donate. We are also working with the Scottish

Youth Parliament, YouthLink Scotland and Young Scot to increase awareness of Anthony Nolan's work amongst young people.

- The Anthony Nolan Research Institute (ANRI) has, together with several leaders in the field, prepared a position paper (which has been accepted for publication) on how we can bring cell therapies to patients faster and implement the changes needed in legislation.
- The research provision within the Cord Blood Programme has seen a significant rise in interest. We have engaged with eight new researchers over the last year and we continue to provide cord blood to them and existing researchers. Last year we saw a 120% increase in cord blood requests, independent of our own researchers' work.



CASE STUDY
ANNA DOMOGALA
IMMUNOTHERAPY RESEARCHER

PHD STUDENT ANNA DOMOGALA WORKS IN THE ANTHONY NOLAN RESEARCH INSTITUTE AS PART OF THE TEAM THAT IS LEADING THE WAY IN DEVELOPING NEW TECHNIQUES AND APPROACHES TO RESTORE THE DELICATE BALANCE OF THE IMMUNE SYSTEM AFTER A TRANSPLANT - AND POTENTIALLY HARNESS ITS POWER TO FIGHT CANCER DIRECTLY.

I work in the immunotherapy group that looks at harnessing the natural function of our immune cells to create novel treatment strategies. These can then be used to produce cell-based therapies that offer supportive care for transplant patients, with the aim of preventing relapse, infection and graft versus host disease - a complex illness whereby cells from the donor (graft) are attacking the patient's body (host).

Umbilical cord blood is a rich source of these cells and is obtained by a non-invasive collection procedure - this is viewed as "recycling of the best kind."

I'm currently in the final stages of my PhD project working on isolating stem cells from cord blood units that do not have a high enough cell count for banking for a transplant, from these cells I grow immune cells known as Natural Killer (NK) cells. These are excellent at killing virally transformed cells and cancer cells, but do not attack healthy cells.

In healthy adults, NK cells in the bloodstream are very rare. Consequently, we have developed a process where billions of NK cells can be produced from just one cord blood unit. These cells can then be frozen whilst still maintaining their function, allowing for the production of an off-the-shelf cell product. These cells can then be infused into patients at multiple times during their treatment to prevent infection when their immune system is at its weakest, and also target residual cancer cells to avoid relapse.

Anthony Nolan has given me the unique opportunity of carrying out a project which has clear potential to develop a clinically relevant cell therapy. I feel privileged to be working in such a supportive team at the forefront of immunotherapy research, which is providing increasing hope to people with blood cancer.



Above: Alex, running the 2015 London marathon, celebrating as he goes past one of the Anthony Nolan cheer points.

THE STRATEGIC REPORT

AIM THREE

WE WILL DELIVER EXCELLENCE, EFFICIENCY AND TRANSPARENCY IN OUR WORK.

Lives depend on Anthony Nolan every day and we owe it to our supporters to live our organisational values as efficiently and effectively as possible. We'll continue communicating our work and insight, both internally and externally, to ensure a better future for patients.

IN NUMBERS:

- Our amazing financial supporters donated £11.3m.
- Gifts left by supporters in their wills reached the highest level ever, with £1.3m received in legacy income.
- The 2015 Virgin Money London Marathon raised over £700,000, an impressive figure compared to pre-Charity of the Year income of £450,000.
- 1,700 heroic supporters took on an assortment of fundraising challenges such as trekking, cycling and swimming.
- 1,800 people showed their support by organising activities in their local community to raise money.
- Writer John Underwood raised over £112,000 on JustGiving through his witty, honest and moving Twitter and blog accounts of his diagnosis with a rare lymphoma. He also contributed to a 45% increase in register applications and a national press coverage reach of over 33.5 million.
- Our Facebook followers have increased by 6% since last year to over 59,000 and we have 8,536 new Twitter followers, bringing the total to over 32,000.

SUMMARY:

We're living our values in order to deliver the best for patients, donors and supporters by raising awareness to leverage support for our lifesaving work.

- In November 2015 we held the third Anthony Nolan Supporter Awards. The hugely successful event generated coverage including Good Morning Britain and Channel 5 News. We saw a 15% increase in coverage of our work and the national impact saw the circulation figure soar.

- The Masonic Charitable Foundation pledged £92,000 in support of Dr Aurore Saudemont's research into regulatory T cells.
- 4 February was World Cancer Day. We joined forces with Cancer Research UK, Breast Cancer Care and Movember to raise awareness and sell unity bands. Around 28 million people saw the shared partnership ads on TV. As a result we recorded 13,600 visitors on our online shop and raised thousands of pounds.
- Our first fashion campaign #IGiveASpit ran in August and included coverage in 60 titles, extensive online mentions, celebrity endorsement and a total media reach of 25.2m.
- We've seen a huge surge in people from black, Asian and minority ethnic (BAME) backgrounds joining the register in response to inspiring patient appeals, including those of Lara Casalotti and Vithiya Alphons. 40% of people who applied online during these campaigns were from BAME backgrounds, compared to the average rate of 14%. Lara's campaign saw a 646% increase in the reach of our BAME recruitment message. We will continue to identify grassroots patient appeals and support families wishing to share their stories, in order to raise awareness of our need for donors and funding.
- The Policy and Public Affairs (PPA) team continued to strengthen the organisation's relationship with George Freeman MP, the then Minister for Life Sciences. George Freeman MP met stakeholders at a parliamentary meeting to talk about a clinical trials network and in January he formally launched our new SMARTLAB®.
- We're proud to be a Living Wage accredited employer and we have also insisted that all new contracts with suppliers meet this requirement.
- In 2016 we were thrilled to achieve one-star accreditation in the Best Companies staff survey for the first time. We climbed 32 places from 2014 to rank 57 in the Sunday Times Best 100 Not-For-Profits to work for, and we even made the front cover of The Sunday Times Best 100 supplement.

We've continued to find new ways to provide a high-quality service to our customers and partners.

- In August, we launched the quarterly Anthony Nolan Bulletin to transplant centres, which provides an update on our current work and services on offer.
- We are piloting the Cord Advisory Service with a number of transplant centres. This service



Above: George Freeman MP, former Minister for Life Sciences, officially launching our new SMARTLAB® in January 2016, pictured here with Dr Katy Latham, Anthony Nolan's Laboratory Director.

provides an enhanced search service and identifies which cords we believe should be selected for the patient.

- In August a new cord processing system was introduced. This was the culmination of a year's work during which time we had tried, tested and improved the process' efficacy. As a result the units stored are now of a higher quality, with a greater number of total nucleated cells and increased usability for transplant centres. This new system was a direct result of engaging with, and listening to what our customers want.
- The searchable inventory has been increased to 4,664 units. As a result, last year saw 26 Anthony Nolan cords shipped, a 73% increase on the year before – meaning we end the year above target for Anthony Nolan cords.
- We have also seen 143 cord report requests - a 19% increase on the previous year. The increased growth in shipments and steady growth in requests from new transplant centres can be merited to the quality of the service we provide.
- We have recruited a further 800 donors to our Phenotype project; a pioneering register enrichment project aimed at providing increasingly accurate data on selected donors' blood tissue type. By identifying those donors most likely to provide a match, the project enables our customers to more readily spot them. The donors selected for the project form a panel of 'super donors.' The results of the project show that these donors are 40 times more likely to be chosen to donate and made up 12.5% of all Anthony Nolan donors selected.
- We offer transplant centres Cytomegalovirus Immunoglobulin G (CMV IgG) antibody status testing for our donors as a precursor to verification typing, as we know that it has a significant impact on donor selection and patient outcomes. Over the year, we have reviewed the service to improve its efficiency.
- In March the Laboratories underwent their transition accreditation inspection, and have been recommended to move from CPA standards to ISO 15,189 (Medical Laboratories). The inspection looked at our end-to-end quality systems and technical processes. The team worked incredibly hard to align with ISO standards, giving external users an international accreditation system benchmark.



Above: An exhibition in the House of Commons displaying our work to MPs, and inviting them to leave their business cards to make their own matches.

We've shared insight into our organisation with our key partners and stakeholders.

- We have continued to run our education courses; to give clinicians, bone marrow transplant nurses and co-ordinators a clearer understanding of how Anthony Nolan operates.
- In March the Policy and Public Affairs team hosted a week long exhibition in the House of Commons; a valuable opportunity to introduce our work to a number of new MPs.
- We are aware that the new Fundraising Regulator is being established and we intend to join this organisation to show we are committed to fundraising best practice.

We've worked with a variety of supporters, continuously developing our income streams, to fund our lifesaving work.

- Our partnership with Scotmid raised £363,000 over the last two financial years against a target of £200,000, a staggering figure that was more than Scotmid have ever raised with a charity partner.
- The 2015 annual Daisy Ball raised over £180,000 and saw 575 supporters come together at London's Grosvenor House Hotel thanks to the generous sponsorship of Deloitte, Furniture Village and RSM.
- We continued to invest in regular giving from individual supporters and this income stream saw significant growth. By the end of the financial year we had 47,000 regular givers who will donate an estimated £5.3m in 2016/17 - helping to deliver the organisational strategy for the future.



CASE STUDY
HAYLEY REID
CORD BLOOD DONOR

HAYLEY REID GAVE BIRTH TO HER DAUGHTER ABIGAIL AT KING'S COLLEGE HOSPITAL IN 2015. SHE DONATED HER CORD BLOOD TO GIVE SOMEONE WITH BLOOD CANCER OR A BLOOD DISORDER ANOTHER CHANCE AT LIFE.

I carried my baby for 41 weeks, anxious to keep him or her safe. And when I gave birth to a beautiful, healthy little girl, like all mothers, I knew I would do anything to protect her.

I can't imagine how hard it is being told your child has blood cancer, especially if there's no match. And that's why I donated my cord blood. The whole process is so easy, and if one sick little boy or girl could be helped from it, how amazing would that be?

The team at King's College Hospital was great. They made the whole process straightforward. I completed a form, signed it and agreed to give my cord blood. The rest was all taken care of by the Anthony Nolan team, and they even came to say thank you in the hospital after Abigail was born - and of course, to have a cuddle!

All I can say is it was such a simple, easy way to help save a life. Why wouldn't you do it?



Above: One of our lab scientists, Maria, prepares a polymerase chain reaction (PCR) in order to yield millions of copies of DNA samples in just a few hours, ready for analysis.

THE STRATEGIC REPORT

WHERE WE'RE GOING AND HOW WE WILL GET THERE

1. WE WILL WORK TO IMPROVE OUTCOMES AND QUALITY OF LIFE FOR OUR PATIENTS
2. WE WILL LEAD AND INFLUENCE THE GLOBAL TRANSPLANT COMMUNITY IN IMPROVING OUTCOMES
3. WE WILL DELIVER EXCELLENCE, EFFICIENCY AND TRANSPARENCY IN OUR WORK

A NEW STRATEGY TO HELP REALISE SHIRLEY'S VISION

Ever since Shirley Nolan set up the world's first donor register in 1974 we've been committed to finding a match for as many patients as possible. But for the most part a patient's story doesn't end at transplant; and with fewer than 50% of people surviving five years post-transplant, we know we need to do more.

Our new 2015 three year strategy builds on the success of our existing work, and expands the scope so that patients have the support they need before, during and after their transplant. To improve survival rates we will continue to invest in cutting-edge research with the aim of revolutionising treatments and improving post-transplant care. In 2016 we were the first organisation in the world to use Third Generation Sequencing (TGS) technology for HLA typing in our SMARTLAB®. Over the next three years we'll be utilising this groundbreaking technology to improve the patient/donor matching process, with the ultimate goal of saving as many lives as possible.

LEADING WITH SCIENCE AND MEDICAL RESEARCH

Every single aspect of our work will be led by our science and research, and over the coming years we will continue to invest to make sure we remain a driving force in patient-focused scientific innovation.

In the summer of 2016, we launched the Anthony Nolan Research Institute's (ANRI) strategy for the future. This sets out our ambitious long-term goals, including; in the next ten years reducing the instances of acute GvHD by 50%; and achieving a reduction in the number of adult patients



Above: A SMRTcell strip is loaded onto the PacBio-RS-II DNA sequencer. One SMRTcell contains 144 different genes from 48 people to be sequenced.

dying as a result of relapse. Underpinning this strategy is an expansive portfolio of research projects, many delivered in partnership with leading scientists and researchers across the globe.

Anthony Nolan is also playing a leading role in the design and implementation of an innovative national stem cell transplantation clinical trials platform, which will facilitate much-needed early-phase studies of novel treatments and technologies. This is a key element of our research strategy, which reflects the importance of a strong research environment and infrastructure to improving patient survival and quality of life.

Led by the ANRI's world-class science and research, we will continue to pioneer the latest technology, and to work collaboratively with international partners to ensure our work is recognised on the global stage.

THE MANY WAYS TO ACHIEVE OUR GOALS

In order to achieve the targets we've set ourselves, it's important that we reiterate how vital every single person is who works for, or supports, Anthony Nolan. Because in order to fund our lifesaving scientific research we need to raise funds. In order to raise awareness of the challenges blood cancer patients face, we need to campaign for change. And in order to save lives, we need to recruit donors. We have recently brought together our Communications & Marketing and Fundraising divisions to establish an Engagement division in order to streamline how we engage with our supporters. Over the next three years we will continue to highlight our 'many ways' ethos to colleagues and supporters, ensuring people are aware of the multitude of ways they can get involved in our lifesaving work.

EXCELLENCE, EFFICIENCY AND TRANSPARENCY IN OUR WORK

Lives depend on us every single day. We owe it to everyone who supports our work – colleagues, patients, partners, donors and stakeholders – to constantly strive to achieve excellence, efficiency and transparency in what we do. This means investing in our people to give them the skills and tools necessary to achieve our goals. It means a resolute focus on value-for-money, so that every pound we spend has maximum impact. And it means bringing insight into our organisation and sharing it with partners and stakeholders.

PREPARING FOR THE FUTURE

After a year of exciting progress at Anthony Nolan, we're confident we've set strong foundations to effectively achieve our three year strategy and long-

term vision. In a fast-paced and dynamic landscape, it's important we continue to adapt and never stop pioneering new ideas. Our strategy positions us to embrace the opportunities that come our way and ensures we're resilient in the face of any unexpected challenges.

It is no longer enough to work solely towards saving lives; we also need to improve the quality of life for patients after transplant – a feat that will only be possible through collaborative working, innovative thinking and investing in science.



CASE STUDY
LOLA ESLAND
VOLUNTEER

BIOCHEMISTRY STUDENT LOLA ESLAND VOLUNTEERS IN THE ANTHONY NOLAN SMARTLAB®.

I study Biochemistry at University College London, and saw the Labs Volunteer position advertised in our volunteering newsletter. I applied because I thought it would be a great way to gain hands-on experience in a lab, whilst being able to help Anthony Nolan at the same time.

My work involves sorting through all the completed spit kits that people post back to us after applying online to join the stem cell register. I check they are all OK, that nothing has happened to them in the post, and then sort them into the correct trays.

I also help out unpacking lab reagents and check the concentration of DNA in the samples using the NanoDrop equipment to

look at positive and negative controls.

Volunteering at Anthony Nolan has allowed me to gain experience in a laboratory environment throughout the year, which should help me get another placement, and put me in a good position to apply for a PhD or jobs in the industry.

I've really enjoyed my volunteering - everyone is always so friendly and it's great that it can be flexible around my uni work. It's quite difficult to get lab experience outside of the practical sessions on my course, so this is a great opportunity to improve my CV, know you've helped, and that you've given someone another chance at life.

Thanks to volunteers like Lola, we are able to process the large number of donor applications and continue to grow our stem cell register.

OUR VOLUNTEERS

Our volunteers give their time to support Anthony Nolan across the organisation in a number of different ways. These include:

- Volunteering at donor recruitment events to help us talk to potential donors about joining the register, check application forms and collect saliva samples.
- Volunteering at university by joining or setting up a Marrow group to recruit students to the stem cell register.
- Volunteering to give presentations to 16- to 18-year-olds about the importance of donating bone marrow, blood and organs via the Register and Be a Lifesaver programme.
- Volunteering as part of our team of couriers who transport donated cells around the world.

- Volunteering as part of our Friends Groups across the UK who work together to raise money and spread the word about our work.
- Volunteering to support our incredible donors during their donation in hospital.
- Volunteering at our Spit Kit Socials to help us pack saliva kits to send out to potential donors.
- Volunteering to support the work of our labs in Hampstead.
- Volunteering to provide valuable support in our London office.

These volunteers carry out their essential work for us across the country, and what they achieve is nothing short of incredible. We are always working hard to support and involve them in the organisation, including creating a volunteer handbook with all the information they need.

THE FINANCIAL REVIEW

IT'S ENCOURAGING TO REPORT ANOTHER YEAR OF INCOME GROWTH AND AN INCREASE IN SPEND ON CHARITABLE ACTIVITIES. THIS HAS ENABLED US TO FACILITATE MORE TRANSPLANTS THROUGHOUT THE YEAR AND TO CONTINUE TO INVEST IN SCIENCE AND RESEARCH THAT SUPPORTS OUR AIMS OF IMPROVING PATIENT OUTCOMES AND SAVING MORE LIVES.

Following the last few years of significant investment in our fundraising activities, education and awareness programmes, new technology and scientific research, we are now starting to see the returns materialise. This has enabled us to start to build our free reserves back to an optimal level.

INCOME AND EXPENDITURE

A total of £47.1m was generated during the year, an increase of £2m (4.7%) on last year. The greatest area of growth was from donations and legacies - up £1.8m - to £11.3m. This was powered by strong performance in legacies which were up £1.1m in the year to £1.3m. Donor provisions continued to be the main source of income for the charity, raising £34.7m - all of which has been spent on facilitating over 1,268 transplants in the UK and abroad.

Total expenditure was £45.4m, down £200k from prior year. Expenditure on raising funds decreased by £0.6m to £6m. This is mainly due to a planned reduction in investment year on year in our maturing individual giving programme. There was an increase in expenditure on charitable activities most notably for donor provisions which went up from £34.2m to £34.8m. The above expenditure items include allocation of support costs totalling £6.9m (14.6% of income). Support costs went up £1m, largely due to increased depreciation following a period of high capital investment and continued investment in IT.

RESERVES POLICY

Anthony Nolan's policy with regard to reserves is to make suitable investment in the ongoing development of the charity, while maintaining adequate funds to deal with current and medium-term needs and having the necessary provision to deal with unforeseen circumstances. Free reserves at the year-end, excluding fixed assets and restricted funds, amounted to £3.4m, compared to £2.1m

in the previous year. The free reserves are calculated as total funds, £9.6m, minus restricted funds (£0.5m), minus net fixed assets (£6.1m), plus long term liabilities (£0.4m), amounting to £3.4m. The Trustees have determined that the optimal level for free reserves is £6m and that in the medium-term, free reserves should be managed to reach this level to deal with the following:

- Requirements for a reasonable level of working capital, taking into account our growth.
- Period of time required to downsize the charity operations if necessary to respond to any downturn in income streams or reduced demand for donors.
- Period of time to re-establish income streams.

The Trustees have plans in place to deliver surpluses over the next few years to reach the optimal level of reserves. The appropriate level of reserves of the charity will continue to be reviewed regularly.

AUDITOR

RSM UK Audit LLP (formerly Baker Tilly UK Audit LLP) has indicated its willingness to continue in office.

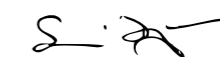
STATEMENT AS TO DISCLOSURE OF INFORMATION TO AUDITOR

The Trustees who were in office on the date of approval of these financial statements have confirmed

as far as they are aware, there is no relevant audit information of which the auditor is unaware. Each Trustee has confirmed that they have taken all the steps that they ought to have taken in order to make themselves aware of any relevant audit information, and to establish that it has been communicated to the auditor.

FUNDS HELD AS CUSTODIAN

Although the charity maintains restricted funds to deal with incoming resources that are earmarked for a particular purpose by donors, sponsors, and other funds, Anthony Nolan does not currently hold, and the Trustees do not intend that it will in the future hold, any funds as custodian for any third party. The Trustees' Annual Report is approved by order of the Board of Trustees and the Strategic Report (included therein) is approved by the Board of Trustees in their capacity as the directors at a meeting on 14 July 2016 and signed on their behalf by:



Chairman, Simon Dyson, MBE

Date: 14/7/16

AUDITORS' REPORT

We have audited the group Anthony Nolan and parent charitable company's financial statements of Anthony Nolan ("the financial statements") for the year ended 31 March 2016 on pages 56 to 82. The financial reporting framework that has been applied in their preparation is applicable law and United Kingdom Accounting Standards (United Kingdom Generally Accepted Accounting Practice), FRS102 "The Financial Reporting Standard applicable in the UK and Republic of Ireland".

This report is made exclusively to the members, as a body, in accordance with Chapter 3 of Part 16 of the Companies Act 2006, and to the charitable company's trustees, as a body, in accordance with section 44(1)(c) of the Charities and Trustee Investment (Scotland) Act 2005 and regulation 10 of the Charities Accounts (Scotland) Regulations 2006 (as amended). Our audit work has been undertaken so that we might state to the members and the charitable company's trustees those matters we are required to state to them in an auditor's report and for no other purpose. To the fullest extent permitted by law, we do not accept or assume responsibility to anyone other than the charitable company, its members as a body, and its trustees as a body, for our audit work, for this report, or for the opinions we have formed.

RESPECTIVE RESPONSIBILITIES OF TRUSTEES AND AUDITOR

As explained more fully in the Statement of Trustees' Responsibilities set out on page 24, the Trustees (who are also the directors of the charitable company for the purposes of company law) are responsible for the preparation of the financial statements and for being satisfied that they give a true and fair view.

We have been appointed auditors under section 44(1)(c) of the Charities and Trustee Investment (Scotland) Act 2005, section 151 of the Charities Act 2011 and under the Companies Act 2006 and report in accordance with regulations made under those Acts.

Our responsibility is to audit and express an opinion on the financial statements in accordance with applicable law and International Standards on Auditing (UK and Ireland). Those standards require us to comply with the Auditing Practices Board's (APB's) Ethical Standards for Auditors.

SCOPE OF THE AUDIT OF THE FINANCIAL STATEMENTS

A description of the scope of an audit of financial statements is provided on the Financial Reporting Council's website at www.frc.org.uk/auditscopeukprivate.

OPINION ON FINANCIAL STATEMENTS

In our opinion the financial statements:

- give a true and fair view of the state of the group's and the parent charitable company's affairs as at 31 March 2016; and of the group's and the parent charitable company's incoming resources and application of resources, including their income and expenditure, for the year then ended;
- have been properly prepared in accordance with United Kingdom Generally Accepted Accounting Practice; and
- have been prepared in accordance with the Companies Act 2006, the Charities Act 2011, the Charities and Trustee Investment (Scotland) Act 2005 and regulations 6 and 8 of the Charities Accounts (Scotland) Regulations 2006 (as amended).

OPINION ON OTHER MATTER PRESCRIBED BY THE COMPANIES ACT 2006

In our opinion the information given in the Trustees' Annual Report and the incorporated Strategic Report for the financial year for which the financial statements are prepared is consistent with the financial statements.

MATTERS ON WHICH WE ARE REQUIRED TO REPORT BY EXCEPTION

We have nothing to report in respect of the following matters where the Companies Act 2006, the Charities Act 2011 and the Charities Accounts (Scotland) Regulations 2006 (as amended) requires us to report to you if, in our opinion:

- the parent charitable company has not kept sufficient, proper and adequate accounting records, or returns adequate for our audit have not been received from branches not visited by us; or
- the parent charitable company financial statements are not in agreement with the accounting records and returns; or
- certain disclosures of trustees' remuneration specified by law are not made; or
- we have not received all the information and explanations we require for our audit.

Date *26 July 2016*
RSM UK Audit LLP

Nicholas Sladden (Senior Statutory Auditor)
For and on behalf of RSM UK Audit LLP
(formerly Baker Tilly UK Audit LLP),
Statutory Auditor
Chartered Accountants
25 Farringdon Street, London EC4A 4AB
RSM UK Audit LLP is eligible to act as an auditor in
terms of section 1212 of the Companies Act 2006

CONSOLIDATED STATEMENT OF FINANCIAL ACTIVITIES

(Including Consolidated Income and Expenditure Account) for the year ended 31 March 2016

	Notes	Unrestricted Funds £'000	Restricted Funds £'000	TOTAL 2016 £'000	Unrestricted Funds £'000	Restricted Funds £'000	TOTAL 2015 £'000
INCOME FROM:							
Donations and legacies	2	10,441	821	11,262	7,231	2,221	9,452
Charitable activities							
Donor provision	5	34,713	21	34,734	32,862	1,240	34,102
Research	6	20	208	228	66	268	334
Other trading activities	3	496	-	496	947	-	947
Investments	4	87	-	87	88	-	88
Other	7	280	-	280	39	-	39
TOTAL INCOME		46,037	1,050	47,087	41,233	3,729	44,962
EXPENDITURE ON:							
Raising funds:							
Expenditure on raising donations and legacies	8	5,997	-	5,997	6,586	-	6,586
Expenditure on other trading activities	3, 8	268	-	268	607	-	607
Charitable activities:							
Donor provision	8	34,129	640	34,769	31,474	2,725	34,199
Education and awareness	8	2,034	-	2,034	2,090	-	2,090
Research	8	2,119	261	2,380	1,827	316	2,143
TOTAL EXPENDITURE		44,547	901	45,448	42,584	3,041	45,625
NET INCOME/(EXPENDITURE)		1,490	149	1,639	(1,351)	688	(663)
TRANSFERS BETWEEN FUNDS	21	89	(89)	-	643	(643)	-
NET MOVEMENTS IN FUNDS		1,579	60	1,639	(708)	45	(663)
RECONCILIATION OF FUNDS							
Total funds brought forward	21-22	7,550	408	7,958	8,258	363	8,621
TOTAL FUNDS CARRIED FORWARD	21-22	9,129	468	9,597	7,550	408	7,958

The above results are derived from the group's continuing activities. The charity has no discontinued operations. No separate Statement of Total Recognised Gains and Losses has been presented as all such gains and losses are included in the Statement of Financial Activities.

PARENT CHARITY ONLY STATEMENT OF FINANCIAL ACTIVITIES

(Including Parent Charity only Income and Expenditure Account) for the year ended 31 March 2016

	Notes	Unrestricted Funds £'000	Restricted Funds £'000	TOTAL 2016 £'000	Unrestricted Funds £'000	Restricted Funds £'000	TOTAL 2015 £'000
INCOME FROM:							
Donations and legacies	2	10,441	821	11,262	7,231	2,221	9,452
Charitable activities							
Donor provision	5	34,713	21	34,734	32,862	1,240	34,102
Research	6	20	208	228	66	268	334
Investments	4	232	-	232	360	-	360
Other	7	363	-	363	107	-	107
TOTAL INCOME		45,769	1,050	46,819	40,626	3,729	44,355
EXPENDITURE ON:							
Raising funds							
Expenditure on raising donations and legacies	8	5,997	-	5,997	6,586	-	6,586
Charitable activities:							
Donor provision	8	34,129	640	34,769	31,474	2,725	34,199
Education and awareness	8	2,034	-	2,034	2,090	-	2,090
Research	8	2,119	261	2,380	1,827	316	2,143
TOTAL EXPENDITURE		44,279	901	45,180	41,977	3,041	45,018
NET INCOME/(EXPENDITURE)		1,490	149	1,639	(1,351)	688	(663)
TRANSFERS BETWEEN FUNDS	21	89	(89)	-	643	(643)	-
NET MOVEMENTS IN FUNDS		1,579	60	1,639	(708)	45	(663)
RECONCILIATION OF FUNDS							
Total funds brought forward	21-22	7,490	408	7,898	8,198	363	8,561
TOTAL FUNDS CARRIED FORWARD	21-22	9,069	468	9,537	7,490	408	7,898

The above results are derived from the charity's continuing activities. No separate Statement of Total Recognised Gains and Losses has been presented as all such gains and losses are included in the Statement of Financial Activities.

CONSOLIDATED & CHARITY BALANCE SHEETS

As at 31 March 2016

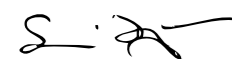
Company Number: 02379280

Charity Number : 803716

Charity Number Scotland: SCO38827

	Notes	Group 2016 £'000	Group 2015 £'000	Charity 2016 £'000	Charity 2015 £'000
FIXED ASSETS					
Tangible assets	14	6,107	5,800	6,107	5,800
		<u>6,107</u>	<u>5,800</u>	<u>6,107</u>	<u>5,800</u>
CURRENT ASSETS					
Stocks	15	839	373	839	373
Debtors	16	7,472	6,523	7,555	6,729
Cash at bank and in hand	17	4,746	3,795	4,535	3,515
		<u>13,057</u>	<u>10,691</u>	<u>12,929</u>	<u>10,617</u>
LIABILITIES					
Creditors: Amounts falling due within one year	18	9,199	8,165	9,131	8,151
		<u>3,858</u>	<u>2,526</u>	<u>3,798</u>	<u>2,466</u>
NET CURRENT ASSETS					
		<u>9,965</u>	<u>8,326</u>	<u>9,905</u>	<u>8,266</u>
TOTAL ASSETS LESS CURRENT LIABILITIES					
Provisions for liabilities and charges	20	368	368	368	368
		<u>9,597</u>	<u>7,958</u>	<u>9,537</u>	<u>7,898</u>
NET ASSETS					
THE FUNDS OF THE GROUP & THE CHARITY					
Restricted income funds					
	21	468	408	468	408
Unrestricted income funds					
General Fund	21	9,129	7,550	9,069	7,490
		<u>9,597</u>	<u>7,958</u>	<u>9,537</u>	<u>7,898</u>
TOTAL GROUP & CHARITY FUNDS					

The financial statements on pages 56 to 82 were approved by the trustees and authorised for issue on 14/7/16 and are signed on their behalf by



Chairman
Simon Dyson, MBE



Vice Chair
Ian Krieger

CONSOLIDATED & CHARITY STATEMENTS OF CASH FLOW

For the year ended 31 March 2016

	Group 2016 £'000	Group 2015 £'000	Charity 2016 £'000	Charity 2015 £'000
RECONCILIATION OF NET INCOME/(EXPENDITURE) TO NET CASH FLOW FROM OPERATING ACTIVITIES				
Net income/(expenditure) for the reporting period	1,639	(663)	1,639	(663)
Adjustments for:				
Depreciation	1,400	1,023	1,400	1,023
Interest and rents from investments	(87)	(88)	(232)	(360)
(Increase)/decrease in stocks	(466)	112	(466)	112
(Increase)/decrease in debtors	(949)	3,585	(826)	3,393
Increase/(decrease) in creditors	1,062	(1,928)	1,008	(1,908)
	<u>2,599</u>	<u>2,041</u>	<u>2,523</u>	<u>1,597</u>
Net cash provided by operating activities				
CASH FLOWS FROM INVESTING ACTIVITIES:				
Interest and rents from investments	87	88	232	360
Purchase of property, plant and equipment	(1,707)	(2,898)	(1,707)	(2,898)
	<u>(1,620)</u>	<u>(2,810)</u>	<u>(1,475)</u>	<u>(2,538)</u>
Net cash used in investing activities:				
CASH FLOWS FROM FINANCING ACTIVITIES:				
Capital element of the finance lease, total payments	(28)	(43)	(28)	(43)
	<u>(28)</u>	<u>(43)</u>	<u>(28)</u>	<u>(43)</u>
Net cash used in financing activities				
	<u>951</u>	<u>(812)</u>	<u>1,020</u>	<u>(984)</u>
INCREASE/(DECREASE) IN CASH AND CASH EQUIVALENTS				
CASH AND CASH EQUIVALENTS AT THE BEGINNING OF PERIOD	3,795	4,607	3,515	4,499
CASH AND CASH EQUIVALENTS AT THE END OF PERIOD	4,746	3,795	4,535	3,515

The changes in cash and cash equivalents due to exchange rate movements in a year were £43k increase (2015: £13k increase).

NOTES TO THE FINANCIAL STATEMENTS

for the year ended 31 March 2016

1 ACCOUNTING POLICIES

The principal accounting policies adopted, judgements and key sources of estimation uncertainty in the preparation of the financial statements are as follows:

In the opinion of the the Trustees, there were no judgements made that have a significant effect on the amounts recognised in the financial statements nor any key assumptions or estimates made which might cause a material adjustment to the carrying amount of assets and liabilities within the next reporting period.

a) BASIS OF ACCOUNTING

The financial statements have been prepared in accordance with Accounting and Reporting by Charities: Statement of Recommended Practice applicable to charities preparing their accounts in accordance with the Financial Reporting Standard applicable in the UK and Republic of Ireland (FRS102) (effective 1 January 2015) - (Charities SORP (FRS102), the Financial Reporting Standard applicable in the UK and Republic of Ireland (FRS102); the Companies Act 2006, The Charities Act 2011 and the Charities and Trustee Investment (Scotland) Act 2005 and the Charities Accounts (Scotland) Regulations 2006.

Anthony Nolan meets the definition of a public benefit entity under FRS102. Assets and liabilities are initially recognised at historical cost or transaction value unless otherwise stated in the relevant accounting policy note(s).

b) RECONCILIATION WITH PREVIOUS GENERALLY ACCEPTED ACCOUNTING PRACTICE

The trustees considered whether restatement of comparative items was required in preparing the accounts according to FRS102 and the Charities SORP FRS102.

At the date of transition (1 April 2014), in applying the requirement to recognise liabilities arising from employee benefits, a liability was recognised for short-term compensated absence arising from employee entitlement of the parent charity to paid annual leave. The initial liability is for £100k. The only balances restated were funds, no other restatements were required, therefore there is no reconciliation of the 2015 surplus required. A reconciliation of opening balances in accordance with the requirements of FRS102 is provided.

Reconciliation of group funds and balances

	1 April 2014 2014 £'000	31 March 2015 £'000
Fund balances as previously stated	8,721	8,058
Short-term compensated balances	<u>(100)</u>	<u>(100)</u>
Fund balances restated	8,621	7,958

NOTES TO THE FINANCIAL STATEMENTS

for the year ended 31 March 2016

ACCOUNTING POLICIES CONTINUED

c) BASIS OF CONSOLIDATION

The consolidated accounts incorporate the result of Anthony Nolan and its wholly owned subsidiary undertaking on a line by line basis. The consolidated entity is referred to as 'the group'.

d) GOING CONCERN

The Trustees have reviewed the group's and the charity's forecasts and projections covering a period that exceeds twelve months from the date of signing these financial statements, and based on the level of existing cash and estimated levels of income and expenditure, the trustees are satisfied that the charity has adequate resources to continue in operation for the foreseeable future. Accordingly, the going concern basis has been used in preparing these financial statements. Trustees have also considered there no material uncertainties in the operating environment.

e) INCOMING RESOURCES

Income is recognised when the charity has entitlement to the income, it is probable that the income will be received and the amount of income receivable can be measured reliably. Donations are normally brought into account when either receivable or there is sufficient evidence to suggest that it is probable at the year end. Donations are stated gross of any attributable tax recoverable. Income from government and other grants is recognised when the charity has entitlement to the funds, any performance conditions attached to the grants have been met, it is probable that the income will be received and the amount can be measured reliably and it is not deferred. Donations and grants given for specific purposes are treated as restricted income.

Income from legacies is included in incoming resources on an accruals basis when, for a specific bequest, the three criteria of entitlement, probability, and measurement can be satisfied and supported by the confirmation of the notification agency or the executor of the estate. The charity does not account for legacies subject to a life interest held by another party until the life interest has expired.

Income in respect of payments for transplants and other similar services derives from the amounts charged in respect of the search for matching tissue types and the arrangement of the transplants, and is accounted for when receivable as incoming resources from charitable activities.

Income from fundraising events is included in incoming resources and resources expended following completion of the event. Income received and costs incurred prior to the date of an event are treated as deferred income and prepayments respectively.

All other income, including investment income, is accounted for on a receivable basis.

ACCOUNTING POLICIES CONTINUED

f) GIFTS IN KIND

Gifts in kind and donated goods and services are recognised in the accounts when the benefit to the charity is reasonably quantifiable and measurable and exceeds £1,000. The value is the price the charity estimates it would pay should it purchase equivalent goods or services. In the case of any auction prizes donated the full amount of the proceeds received is recognised.

g) RESOURCES EXPENDED AND ALLOCATION OF SUPPORT AND GOVERNANCE COSTS

All expenditure is accounted for on an accruals basis inclusive of any irrecoverable Value Added Tax, and is allocated as direct costs in the Statement of Financial Activities where the costs can be identified as being directly related to raising donations and legacies and to charitable activities. Where costs cannot be directly attributed, they are allocated to categories on a basis consistent with the budgeted use of the resources concerned and in proportions based upon a suitable ratio applicable to the nature of the cost involved. The basis of allocation of support and governance costs is analysed in Note 10.

h) FOREIGN CURRENCIES

Transactions denominated in foreign currencies are recorded using the rate of exchange ruling at the date of the transaction. Monetary assets and liabilities denominated in foreign currencies are translated using the rate of exchange ruling at the balance sheet date. All exchange gains or losses are included in the statement of financial activities in the period to which they relate.

i) FINANCIAL INSTRUMENTS

Basic financial instruments

The group has financial assets and financial liabilities of a kind that qualify as basic financial instruments. Basic financial instruments are initially recognised at transaction value and subsequently measured at their settlement value. The exceptions to this are investments which are measured at fair value.

Financial derivatives

Forward exchange contracts are used to manage exposure to currency exchange risk. Derivatives are initially recognised at fair value on the date a derivative contract is entered into and are subsequently re-measured to fair value, at each reporting date. Fair value gains and losses are recognised in income or expenditure.

j) RESEARCH AND DEVELOPMENT EXPENDITURE

Expenditure on research and development is written off to the Statement of Financial Activities in the period in which it is incurred.

ACCOUNTING POLICIES CONTINUED

k) TANGIBLE FIXED ASSETS

All tangible assets purchased costing more than £1,000 that have a useful economic life that exceeds one year are capitalised and classified as fixed assets, the exception being computer equipment, which is all capitalised, even if the cost is lower than £1,000. Tangible fixed assets are stated at historical cost less depreciation. Depreciation is provided on all tangible fixed assets at rates calculated to write each asset down to its estimated residual value over its expected useful life, as follows:

Leasehold buildings	over the life of the lease
Leasehold improvements, fixtures & fittings	over 3 to 4 years
Office equipment (including computer equipment and software)	over 3 to 5 years
Laboratory equipment	over 3 to 5 years

l) STOCKS

Stocks are valued at the lower of cost and net realisable value. Net realisable value is based upon estimated selling price less further costs expected to be incurred on disposal. Provision is made for obsolete and slow-moving items.

m) LEASED ASSETS AND OBLIGATIONS

Where assets are financed by leasing agreements that give rights approximating to ownership ("finance leases"), the assets are treated as if they had been purchased outright. The amount capitalised is the present value of the minimum lease payments payable during the lease term. The corresponding leasing commitments are shown as obligations to the lessor.

Lease payments are treated as consisting of capital and interest elements, and the interest is charged to the Statement of Financial Activities in proportion to the remaining balance outstanding.

All other leases are "operating leases" and the annual rentals are charged to the statement of financial activities on a straight line basis over the lease term.

n) TAXATION

The company is a registered charity and as such its income and gains falling within Sections 471 to 489 of the Corporation Tax Act 2010 or Section 256 of the Taxation of Chargeable Gains Act 1992 are exempt from Corporation tax to the extent that they are applied to its charitable activities.

Costs are recorded gross of VAT but the group is able to reclaim a proportion of VAT paid, because of its trading activities, using the partial exemption method.

ACCOUNTING POLICIES CONTINUED

o) PENSION CONTRIBUTIONS

The group and the charity make contributions into defined contribution pension schemes on behalf of certain employees. The assets of the schemes are held separately from those of the group and the charity in independently administered funds. The amount charged to the Statement of Financial Activities in respect of pension costs is the total contributions payable for the year.

p) EMPLOYEE BENEFITS

Employees are entitled to carry forward up to five days of any unused holiday entitlement at the end of the financial year. The cost of any unused entitlement is recognised in the year in which the employee's services are received.

The best estimate of the expenditure required to settle an obligation for termination benefits is recognised immediately as an expense when the charity is committed to terminate the employment of an employee or to provide termination benefits.

q) FUND ACCOUNTING

The general fund comprises the accumulated surpluses of unrestricted incoming resources over resources expended, which are available for use in furtherance of the general objectives of the charity.

Restricted funds are funds subject to specific conditions imposed by funders. The purpose and use of the restricted funds are set out in the notes to the accounts. Amounts unspent at the period end are carried forward in the balance sheet. Where the specific conditions of the donation are met so the funds are no longer restricted in purpose or use, unspent amounts are transferred to the general fund.

Restricted income spend on fixed assets, such as laboratory equipment, is shown as a transfer to the unrestricted fund at the point of purchase.

r) PROVISIONS

Provision is made by the group and the charity for liabilities and charges arising from legal or constructive obligations that exist at the balance sheet date. The amount is calculated on the basis of the estimated cost to settle the present obligation or transfer it to a third party at that date. Consideration is given to the timing of the cash flows and to future events and uncertainties which may affect the amount required to settle the obligations.

Anthony Nolan & Subsidiary Undertaking

NOTES TO THE FINANCIAL STATEMENTS

(for the year ended 31 March 2016)

	Unrestricted Funds £'000	Restricted Funds £'000	Total 2016 £'000	Total 2015 £'000
2 DONATIONS AND LEGACIES INCOME				
Group & Charity				
Donations from trusts and other similar institutions	42	364	406	856
Corporate donations	421	325	746	631
Donations from individuals	8,485	132	8,617	7,703
Legacies	1,305	-	1,305	169
Gifts in kind	188	-	188	93
	10,441	821	11,262	9,452

3 TRADING OPERATIONS & INVESTMENTS

The charity has one wholly owned subsidiary, Anthony Nolan Trading Limited ("ANTL"), a company registered in England (Company number 02511952). The charity acquired 99 ordinary shares of £1 each that were issued in ANTL at par upon incorporation. These shares are carried in the balance sheet at their original cost of £100 (which the trustees believe approximately equates to their market value).

The principal activity of ANTL is to carry on the trading operations of the group with a view to raising funds on behalf of the parent charity, which is achieved through the sale of merchandise, advertising, the organisation of fundraising events, and by exploiting intellectual property and other similar rights held by the parent charity. Annual financial statements for this subsidiary company are filed with the Registrar of Companies for England and Wales, and are publicly available.

At 31 March 2016, the value of ANTL's net assets was £61k (2015: £61k) matching the value of the shareholders' funds.

In the year ANTL made a turnover of £496k (2015: £947k) and interest income of £2k (2015: £2k), and expended £351k (2015: £676k), including a management fee payable to Anthony Nolan (Note 7), thereby generating operating profit of £147k (2015: £273k). The sum equivalent to the taxable profits was distributed to Anthony Nolan as provided for in ANTL's Articles of Association.

NOTES TO THE FINANCIAL STATEMENTS

(for the year ended 31 March 2016)

4 INVESTMENT INCOME	Unrestricted Funds £'000	Restricted Funds £'000	Total 2016 £'000	Total 2015 £'000
Group				
Rent receivable under operating leases	75	-	75	75
Bank interest receivable on short term cash deposits	5	-	5	5
Royalty income receivable	7	-	7	8
	87	-	87	88
Charity				
Rent receivable under operating leases	75	-	75	75
Bank interest receivable on short term cash deposits	5	-	5	5
Royalty income receivable	5	-	5	7
Anthony Nolan Trading Ltd: Gift aid distribution	147	-	147	273
	232	-	232	360

Unrestricted Funds £'000	Restricted Funds £'000	Total 2016 £'000	Total 2015 £'000
--------------------------------	------------------------------	------------------------	------------------------

5 DONOR PROVISION INCOME
Group & Charity

Fees receivable for the provision of donors	33,388	21	33,409	31,376
Support income in relation to donor processing	1,325	-	1,325	1,486
Statutory income	-	-	-	1,240
	34,713	21	34,734	34,102

NOTES TO THE FINANCIAL STATEMENTS

(for the year ended 31 March 2016)

6 RESEARCH INCOME	Unrestricted Funds £'000	Restricted Funds £'000	Total 2016 £'000	Total 2015 £'000
Group & Charity				
Grant income receivable	20	208	228	334
7 OTHER INCOMING RESOURCES				
Group				
Insurance receipts	280	-	280	39
	280	-	280	39
Charity				
Anthony Nolan Trading Ltd: recharge of costs	83	-	83	68
Insurance receipts	280	-	280	39
	363	-	363	107

NOTES TO THE FINANCIAL STATEMENTS

(for the year ended 31 March 2016)

8 ANALYSIS OF EXPENDITURE

Group

	Activities undertaken directly		Grant funding of activities	Support costs (note 10)		Total Costs
	Staff costs	Other costs		Staff costs	Other costs	
	£'000	£'000		£'000	£'000	
2015/2016						£'000
Expenditure on:						
Raising funds						
Expenditure on raising donations and legacies	1,293	3,783	-	391	530	5,997
Expenditure on other trading activities	-	268	-	-	-	268
Charitable activities:						
Donor Provision	6,181	23,737	45	2,055	2,751	34,769
Education and awareness	923	563	-	222	326	2,034
Research	1,203	505	78	240	354	2,380
Total expenditure	9,600	28,856	123	2,908	3,961	45,448
2014/2015						£'000
Expenditure on:						
Raising funds						
Expenditure on raising donations and legacies	1,244	4,651	-	303	388	6,586
Expenditure on other trading activities	-	607	-	-	-	607
Charitable activities:						
Donor Provision	6,784	23,098	25	1,862	2,430	34,199
Education and awareness	968	680	-	182	260	2,090
Research	1,148	474	104	171	246	2,143
Total expenditure	10,144	29,510	129	2,518	3,324	45,625

NOTES TO THE FINANCIAL STATEMENTS

(for the year ended 31 March 2016)

Charity

	Activities undertaken directly		Grant funding of activities	Support costs (note 10)		Total Costs
	Staff costs	Other costs		Staff costs	Other costs	
	£'000	£'000		£'000	£'000	
2015/2016						£'000
Expenditure on:						
Raising funds	1,293	3,783	-	391	530	5,997
Charitable activities						
Donor Provision	6,181	23,737	45	2,055	2,751	34,769
Education and awareness	923	563	-	222	326	2,034
Research	1,203	505	78	240	354	2,380
Total expenditure	9,600	28,588	123	2,908	3,961	45,180
2014/2015						£'000
Expenditure on:						
Raising funds	1,244	4,651	-	303	388	6,586
Charitable activities						
Donor Provision	6,784	23,098	25	1,862	2,430	34,199
Education and awareness	968	680	-	182	260	2,090
Research	1,148	474	104	171	246	2,143
Total expenditure	10,144	28,903	129	2,518	3,324	45,018

NOTES TO THE FINANCIAL STATEMENTS

(for the year ended 31 March 2016)

9 ANALYSIS OF GRANTS

Group & Charity

	Grants to institutions £'000	Grants to individuals £'000	Support costs £'000	Total £'000
2015/2016				
Charitable activities:				
Donor Provision	15	30	7	52
Research	78	-	12	90
Total	93	30	19	142
2014/2015	£'000	£'000	£'000	£'000
Charitable activities:				
Donor Provision	8	17	4	29
Research	104	-	16	120
Total	112	17	20	149

£78k (2015: £103k) was given in the year to Pittsburgh University as a Donor Study grant and £15k (2015: £8k) to African-Caribbean Leukaemia Trust.

During the 2015/16 financial year £30k (2015: £17k) worth of grants were given to individuals.

£15k (2015: £4k) was given to patients to help with cost of living due to lifestyle changes caused by treatment. £15k (2015: £13k) was given to Marrow student and other support and recruitment groups.

NOTES TO THE FINANCIAL STATEMENTS

(for the year ended 31 March 2016)

10 ANALYSIS OF SUPPORT COSTS

Group & Charity

	Facilities	Finance & Management	Human Resources	IT	Governance	Total
2015/2016	£'000	£'000	£'000	£'000	£'000	£'000
Expenditure on:						
Raising funds	207	235	142	304	33	921
Charitable activities:						
Donor Provision	1,056	1,311	725	1,549	165	4,806
Education and awareness	143	76	98	209	22	548
Research	155	79	107	229	24	594
Total support costs	1,561	1,701	1,072	2,291	244	6,869
2014/2015	£'000	£'000	£'000	£'000	£'000	£'000
Expenditure on:						
Raising funds	149	250	82	179	32	692
Charitable activities:						
Donor Provision	964	1,431	531	1,157	207	4,290
Education and awareness	119	89	66	143	26	443
Research	114	78	63	137	25	417
Total support costs	1,346	1,848	742	1,616	290	5,842

Basis of the allocation of expenditure:

Where appropriate, expenditure, including depreciation, is allocated directly to the activity to which that expenditure relates.

Expenditure which does not relate directly to an activity but are incurred to enable activities to occur are classified as support costs. Support costs are apportioned to the activities they support on a reasonable, justifiable and consistent basis. The bases are:

- Finance & management costs relating to governance are estimated based on the time and resources incurred on governance activities.
- Other finance costs are apportioned in proportion to total direct expenditure incurred per activity.
- All other support costs are apportioned in accordance with the full time equivalent number of staff directly employed in that activity.

NOTES TO THE FINANCIAL STATEMENTS

(for the year ended 31 March 2016)

11 STAFF COSTS

The charity considers its key management personnel to comprise the Trustees, the Chief Executive Officer and the members of its Senior Management Team, as defined by FRS102. All Trustees give their time freely and none receive remuneration.

The average monthly number of persons employed by the group during the year (excluding trustees) was:

	2016 No.	2015 No.
Charitable activities:		
Donor provision	201	235
Education and awareness	23	25
Research	25	24
Raising funds	38	37

287	321
-----	-----

£'000	£'000
-------	-------

Staff costs for the above:

Wages and salaries	9,624	10,017
Social security costs	963	996
Pension costs	334	311
Staff restructuring costs	172	101

11,093	11,425
--------	--------

£'000	£'000
-------	-------

Staff costs are allocated in the group's financial statements as follows:

Donor provision	8,236	8,646
Education and awareness	1,145	1,150
Research	1,443	1,319
Raising funds	1,684	1,547

12,508	12,662
--------	--------

NOTES TO THE FINANCIAL STATEMENTS

(for the year ended 31 March 2016)

STAFF COSTS CONTINUED

Staff restructuring costs £172k incurred in 2016 were offset by the estimated £187k worth of annual savings, as some positions closed were either rescoped to a lower grade and salary or not replaced. The costs were fully paid at year end.

Included in the allocated staff costs (note 8), in addition to payroll costs are the costs of funding academic positions of £139k (2015: £127k); staff benefit costs of £298k (2015: £101k); and agency staff, NHS secondment and other similar costs of £849k (2015: £1m) and £129k other staff costs including training and staff holiday accrual.

Remuneration and benefits received in a year by key management personnel were £1,042k (2015: £1,109k).

	2016 No.	2015 No.
The number of employees whose emoluments for the period fell within the following ranges was:		
£60,001 to £70,000	2	1
£70,001 to £80,000	1	2
£80,001 to £90,000	3	4
£90,001 to £100,000	2	1
£100,001 to £110,000	1	-
£110,001 to £120,000	1	1
£120,001 to £130,000	1	1

The group made contributions to money purchase pension schemes on behalf of all employees whose emoluments exceeded £60,000, and the total contributions payable during the year amounted to £54k (2015: £47k). Three of the above employees are no longer with the charity.

During 2015/2016 the charity continued development work on upgrading the donor database system CORAL, as well as upgrading existing SO-LAR database and developing processing software for TGS machines. £90k of software developers' staff costs was capitalised (2015: £220k), including £79k wages and salaries (2015: £193k), £9k of social security costs (2015: £21k) and £2k pension costs (2014: £6k). These salary costs are not included in wage figures above.

NOTES TO THE FINANCIAL STATEMENTS

(for the year ended 31 March 2016)

12 OTHER COSTS	2016 £'000	2015 £'000
Net movement in funds is stated after charging:		
Depreciation and amounts written off fixed assets:	1,400	1,023
Charge for the year – owned assets	1,372	980
Charge for the year – assets under finance lease	28	43
Stock: amounts expensed during the year	1,375	1,440
Research and development expenditure	1,786	1,726
Operating lease rentals:		
Land and buildings	382	318
Plant and machinery	4	4
Auditor's remuneration:		
Statutory Audit fees payable to		
RSM UK Audit LLP (Charity £33k (2015: £30k))	42	39
Tax Services payable to		
RSM Tax & Accounting Ltd:		
Compliance	-	4
Advisory	14	5
Other Services	-	5

The trustees neither received nor waived any emoluments for their services to the group or the charity, and were not reimbursed for any expenses incurred on behalf of the group or the charity during the current year or previous year.

The group and the charity have an insurance policy that provides professional indemnity insurance cover for the trustees. The cost of this insurance for the year was £3k (2015: £2k).

During the year to 31 March 2016, the group accounted for net foreign exchange losses of £186k. In 2014/15 net exchange gains were £38k.

13 FINANCIAL DERIVATIVES

Forward exchange contracts are used to manage exposure to currency exchange risk. Contracts to the value of US\$3,500k and €1,500k were entered into during the year ended 31 March 2016 (2015: US\$6,600k and €5,170k). Contracts totalling US\$4,600k and €2,500k matured during 2016. As at 31 March 2016 there were contracts totalling US\$500k which will mature in 2017.

Cumulative Gains on Forward Contracts

	2016 £'000	2015 £'000
Cumulative Gains on Forward Contracts Maturing in the Year	<u>1</u>	<u>-</u>

NOTES TO THE FINANCIAL STATEMENTS

(for the year ended 31 March 2016)

14 TANGIBLE ASSETS

	Leasehold buildings		Leasehold improvements, fixtures & fittings £'000	Office equipment £'000	Laboratory equipment £'000	TOTAL £'000
	Long term £'000	Short term £'000				
Group & Charity						
Cost:						
1 April 2015	1,842	137	1,020	3,796	4,292	11,087
Additions	-	-	124	680	903	1,707
Write offs/Disposals	-	-	-	-	(297)	(297)
31 March 2016	<u>1,842</u>	<u>137</u>	<u>1,144</u>	<u>4,476</u>	<u>4,898</u>	<u>12,497</u>
Depreciation:						
1 April 2015	535	52	754	1,729	2,217	5,287
Charge for the year	16	6	113	672	593	1,400
Write offs/Disposals	-	-	-	-	(297)	(297)
31 March 2016	<u>551</u>	<u>58</u>	<u>867</u>	<u>2,401</u>	<u>2,513</u>	<u>6,390</u>
Net book value:						
31 March 2016	<u>1,291</u>	<u>79</u>	<u>277</u>	<u>2,075</u>	<u>2,385</u>	<u>6,107</u>
31 March 2015	<u>1,307</u>	<u>85</u>	<u>266</u>	<u>2,067</u>	<u>2,075</u>	<u>5,800</u>

Certain leasehold buildings are used, when surplus to the group's and the charity's requirements, to generate rental income under operating leases.

The Charity held assets under finance lease during the 2016 year. The assets were returned to the Lessor in November 16. The depreciation charge for these leases for 2015/16 financial year was £28k, (2015: £43k).

NOTES TO THE FINANCIAL STATEMENTS

(for the year ended 31 March 2016)

	Group 2016 £'000	Group 2015 £'000	Charity 2016 £'000	Charity 2015 £'000
15 STOCKS				
Raw materials and consumables	<u>839</u>	<u>373</u>	<u>839</u>	<u>373</u>
	Group 2016 £'000	Group 2015 £'000	Charity 2016 £'000	Charity 2015 £'000
16 DEBTORS				
Amounts falling due within one year:				
Trade debtors	4,735	3,691	4,717	3,679
Gift Aid distribution receivable from group undertakings	-	-	147	273
Other debtors	68	73	68	73
Prepayments and accrued income	2,669	2,759	2,623	2,704
	<u>7,472</u>	<u>6,523</u>	<u>7,555</u>	<u>6,729</u>
	Group 2016 £'000	Group 2015 £'000	Charity 2016 £'000	Charity 2015 £'000
17 CASH				
Cash at bank and in hand	<u>4,746</u>	<u>3,795</u>	<u>4,535</u>	<u>3,515</u>
	Group 2016 £'000	Group 2015 £'000	Charity 2016 £'000	Charity 2015 £'000
18 CREDITORS: AMOUNTS FALLING DUE WITHIN ONE YEAR	£'000	£'000	£'000	£'000
Trade creditors	4,859	4,008	4,823	3,976
Amounts due to group undertakings	-	-	130	159
Other creditors	52	46	52	46
Other taxation and social security costs	389	295	389	295
Accruals and deferred income	3,899	3,787	3,737	3,646
Finance lease payable	-	29	-	29
	<u>9,199</u>	<u>8,165</u>	<u>9,131</u>	<u>8,151</u>

NOTES TO THE FINANCIAL STATEMENTS

(for the year ended 31 March 2016)

	Group 2016 £'000	Group 2015 £'000	Charity 2016 £'000	Charity 2015 £'000
19 MOVEMENTS IN DEFERRED INCOME				
Deferred income at beginning of the year	846	1,188	721	851
Income recognised in the year	(665)	(1,188)	(539)	(851)
Income deferred in the current year	631	846	480	721
	<u>812</u>	<u>846</u>	<u>662</u>	<u>721</u>

Deferred income comprises income received in respect of the future fundraising events as well as the cash received in respect of research grants subject to performance related conditions.

	Group 2016 £'000	Group 2015 £'000	Charity 2016 £'000	Charity 2015 £'000
20 PROVISIONS FOR LIABILITIES & CHARGES				
Provision for dilapidations	<u>368</u>	<u>368</u>	<u>368</u>	<u>368</u>

A provision for dilapidations is being carried in the balance sheets of the group and the charity in respect of the estimated costs of unavoidable reinstatement and refurbishment works relating to certain leasehold properties that are currently occupied by the charity for its own use. This provision was created in 2004, added to in 2009 and 2013 upon renewal of the lease, increased again in 2015 from £316k to £368k, and is now expected to be utilised at the earliest in 2017.

NOTES TO THE FINANCIAL STATEMENTS

(for the year ended 31 March 2016)

21 THE FUNDS OF THE GROUP & THE CHARITY

	Restated Balance at 1-Apr 2015 £'000	Incoming resources £'000	Outgoing resources £'000	Gross transfers between Funds £'000	Balance at 31-Mar 2016 £'000
Group					
Restricted income funds					
<u>Voluntary and statutory income</u>					
Donor Campaign and Processing Fund	-	109	(30)	-	79
Donor Provision Fund	-	374	(337)	-	37
Research projects Fund	8	35	(16)	-	27
Laboratory equipment Fund	14	75	-	(89)	-
Patient Experience Fund	66	228	(253)	-	41
	88	821	(636)	(89)	184
Cord Blood Collection Centres Fund	-	21	(21)	-	-
Scientific Research Funds	320	208	(244)	-	284
	408	1,050	(901)	(89)	468
Unrestricted income funds					
General Fund	7,550	46,037	(44,547)	89	9,129
Total funds	7,958	47,087	(45,448)	-	9,597

21 THE FUNDS OF THE GROUP & THE CHARITY CONTINUED

(for the year ended 31 March 2016)

	Restated Balance at 1-Apr 2015 £'000	Incoming resources £'000	Outgoing resources £'000	Gross transfers between Funds £'000	Balance at 31-Mar 2016 £'000
Charity					
Restricted income funds					
<u>Voluntary and statutory income</u>					
Donor Campaign and Processing Fund	-	109	(30)	-	79
Donor Provision Fund	-	374	(337)	-	37
Research projects Fund	8	35	(16)	-	27
Laboratory equipment Fund	14	75	-	(89)	-
Patient Experience Fund	66	228	(253)	-	41
	88	821	(636)	(89)	184
Cord Blood Collection Centres Fund	-	21	(21)	-	-
Scientific Research Funds	320	208	(244)	-	284
	408	1,050	(901)	(89)	468
Unrestricted income funds					
General Fund	7,490	45,769	(44,279)	89	9,069
Total funds	7,898	46,819	(45,180)	-	9,537

Restricted funds

Donor Campaign and Processing fund: in 2015/2016 the charity received various grants for the purposes of Register & Be a Lifesaver campaign.

Donor Provision fund: in 2015/2016 the charity received various grants to recruit and type to high resolution male donors aged between 16 and 30 years. The biggest contributor was Scottish Midland Co-operative Society Ltd.

As part of its commitment to increase the use of cord blood, Charity had plans to open cord blood collection centres at a number of hospitals. Donations received to support this expansion programme are credited to the **Cord Blood Collection Centres Fund**. Expenditure incurred in opening the centres is charged to the Fund.

Donations and grants received to fund the purchase of specific items of laboratory equipment for either research or histocompatibility laboratories are credited to the **Laboratory equipment Fund**. When the specified asset is purchased and there is no on-going restriction over its use, the value of the asset is transferred to General Fund. £89k was transferred from Laboratory equipment Fund to General Fund in 2015/2016 for this reason. The depreciation of the asset is charged to the General Fund over the life of the asset.

Patient Experience Fund was created in 2014/15 for the purposes of supporting post transplant patients. 2015/16 grants were mainly to fund positions of patient nurses in UK Transplant Centres.

The Scientific And The Research Project Fund was set up in 2008/2009 to recognise income received annually in the form of a number of different grants awarded for specific research projects in immunogenetics and related fields. The cost of undertaking these research projects is allocated to the funds, with unspent monies being carried forward into 2016/2017.

NOTES TO THE FINANCIAL STATEMENTS

(for the year ended 31 March 2016)

22 ANALYSIS OF NET ASSETS BETWEEN FUNDS

	Fixed assets £'000	Net current assets £'000	Creditors over 1 year and provisions for liabilities and charges £'000	Total £'000
Group				
Restricted income funds	-	468	-	468
Unrestricted income funds: General Fund	6,107	3,390	(368)	9,129
NET ASSETS	6,107	3,858	(368)	9,597
Charity				
Restricted income funds	-	468	-	468
Unrestricted income funds: General Funds	6,107	3,330	(368)	9,069
NET ASSETS	6,107	3,798	(368)	9,537

	Group 2016 £'000	Group 2015 £'000	Charity 2016 £'000	Charity 2015 £'000
23 RECONCILIATION OF NET CASH FLOW TO MOVEMENTS IN FUNDS				
Increase/(decrease) in cash in the year before financing	979	(769)	1,048	(941)
Cash outflow to decrease debt lease finance	(28)	(43)	(28)	(43)
INCREASE/(DECREASE) IN CASH	951	(812)	1,020	(984)
Cash at 1 April 2015	3,795	4,607	3,515	4,499
CASH AT 31 MARCH 2016	4,746	3,795	4,535	3,515

NOTES TO THE FINANCIAL STATEMENTS

(for the year ended 31 March 2016)

	Group 2016 £'000	Group 2015 £'000	Charity 2016 £'000	Charity 2015 £'000
24 COMMITMENTS UNDER OPERATING LEASES				

The Charity as a lessee:

The total future minimum lease payments under non-cancellable operating leases, which are calculated based on rent notice period, are as follows:

Land and buildings

Amounts due

Within one year	186	188	186	188
Between one and five years	28	28	28	28

Plant and machinery

Amounts due

Within one year	2	1	2	1
Between one and five years	-	5	-	5

	216	222	216	222
--	-----	-----	-----	-----

The total future minimum service charge payments are as follows:

Land and buildings

Amounts due

Within one year	50	51	50	51
Between one and five years	272	272	272	272

	322	323	322	323
--	-----	-----	-----	-----

The Charity as lessor:

At the year end, The Charity had contracted with tenants, under non-cancellable operating leases, for the following future minimum lease payments:

Amounts receivable:

Less than one year	75	75	75	75
--------------------	----	----	----	----

	75	75	75	75
--	----	----	----	----

NOTES TO THE FINANCIAL STATEMENTS

(for the year ended 31 March 2016)

The operating leases represent lease of 65% of Research facility to a third party. The lease is negotiated over terms of 80 years (2015: 81 years) and rentals are fixed for 3 months (2015: 1 year and 3 months).

25 PENSION COMMITMENTS

The group and the charity make contributions into defined contribution pension schemes on behalf of certain employees. The assets of the schemes are held separately from those of the group and the charity in independently administered funds. The amount charged to the Statement of Financial Activities in respect of pension costs (as shown in note 10) is the total contributions payable for the period.

26 CAPITAL COMMITMENTS

	Group 2016 £'000	Group 2015 £'000	Charity 2016 £'000	Charity 2015 £'000
Capital commitments - contracted for, but not provided	42	248	42	248

27 RELATED PARTIES TRANSACTIONS

Anthony Nolan Trading Limited (ANTL) is a wholly owned subsidiary of Anthony Nolan.

During 2015/16 it received £230k worth of income from ANTL, which is made up of Gift Aid £147k and management charge £83k (2014/15 income of £341k: Gift Aid £273k and management charge £68k).

The nature of transfers to/from the subsidiary covers the following areas:

- Income received by the Charity on behalf of ANTL;
- Income received by ANTL on behalf of the Charity;
- Expenditure incurred by the Charity on behalf of ANTL

ANTL debtor balance at 31 March 2106 was £17k (31 March 2015: £115k).

THANK YOU

IT'S BEEN ANOTHER INCREDIBLE, LIFESAVING YEAR THANKS TO THE GENEROSITY OF ALL OUR SUPPORTERS. SO THANK YOU TO EVERY SINGLE PERSON WHO TOOK PART IN AN EVENT, RAISED MONEY, REMEMBERED US IN THEIR WILL OR SPREAD AWARENESS.

Alison Exall-Whitlock
All the Friends Groups and Tea Bars of Anthony Nolan
All the Marrow Groups
Jenny Stolzenberg
Madi Fundraising
The friends and family of Aidan Brunger
Atkinson Building Contractors
Bank-Anthony Will Charitable Trust
Barratt Homes Bristol
Barrow for Marrow and Running Scouser
Charterhouse Charitable Trust
Chris Spencer and family
Covent Garden Tenants Association
Deans Garden Centre
Deloitte LLP
Dig Deep Adventure Challenge
ESI Media
Everyone Active
Everyone Forever Rallying for Ronnie
Furniture Village
Gemini People
Haramead Trust
HelpHollie
Isaacs Gift
Jack Petchey Foundation
John Underwood and Ella Risbridger
MacRobert Trust
Mail Newspapers
Malcolm and Jenny Anderson
Marie Luxmoore and family
Masonic Charitable Foundation
Metro
Newman's Own Foundation
P F Charitable Trust
Pfizer Ltd
Rabobank International
Robertson Trust
RSM
Scotmid Co-operative
Scott Kingsley
The 41 Club
The Beazley family
The friends and family of Neil Dalton
The friends and family of Rakesh Shah
The Katzenberg family
The Niblock family
Tile Giant
Tracy Sollis Leukaemia Trust
Westfield Health Trust

ANTHONY NOLAN
2 Heathgate Place
75-87 Agincourt Road
London NW3 2NU

anthonymolan.org
0303 303 0303
🐦 @anthonymolan
📘 anthonymolan

**ANTHONY
NOLAN**

saving the lives
of people with
blood cancer